

ANNUAL REPORT  
OF  
THE SUPERVISOR OF  
POLITICAL FINANCING  
UNDER  
THE POLITICAL PROCESS  
FINANCING ACT

FOR THE PERIOD  
APRIL 1, 1991  
TO MARCH 31, 1992

RAPPORT ANNUEL  
DU  
CONTROLEUR DU  
FINANCEMENT POLITIQUE  
EN VERTU DE  
LA LOI SUR LE FINANCEMENT  
DE L'ACTIVITE POLITIQUE

POUR LA PERIODE  
DU 1er AVRIL 1991  
AU 31 MARS 1992

Office of the Supervisor  
of Political Financing  
Suite 3, 618 Queen St.  
Fredericton, N.B. E3B 1C2  
Telephone 458-9222



Bureau du Contrôleur du  
financement politique  
618, rue Queen, App. 3  
Fredericton, N.B. E3B 1C2  
Téléphone 458-9222

The Honourable Gérald H. Clavette  
Speaker of the Legislature  
Legislative Assembly  
Fredericton, NB

L'honorable Gérald H. Clavette  
Orateur de l'Assemblée législative  
L'Assemblée législative  
Fredericton, NB

Dear Mr. Speaker:

Monsieur l'orateur,

I have the honour to submit the  
Annual Report of the Supervisor  
of Political Financing covering the  
period April 1, 1991 to March 31,  
1992.


J'ai l'honneur de vous soumettre  
le rapport du Contrôleur du  
financement politique couvrant  
la période du 1er avril 1991 au  
31 mars 1992.


This report is submitted pursuant  
to Section 13 of the Political  
Process Financing Act .

Ce rapport est soumis en vertu de  
l'article 13 de la Loi sur le  
financement de l'activité politique.

Respectfully,

Respectueusement,

  
S.E. Field, C.A.  
Supervisor of Political Financing

  
S.E. Field, c.a.  
Contrôleur du financement politique

## INDEX

<p><b>REPORT</b> ..... 4</p> <p><b>SCHEDULE 1</b> Summary of Election Period Expenditures by Candidate ..... 6</p> <p><b>SCHEDULE 2</b> Comparison of Election Period Spending 1974, 1978, 1982, 1987, 1991 General Elections..... 14</p> <p><b>SCHEDULE 3</b> Comparison of Election Period Spending 1974, 1978, 1982, 1987, 1991 Restated in Constant 1978 Dollars ..... 15</p> <p><b>SCHEDULE 4</b> Election Expense Analysis - Actual Amount Spent Compared to Allowable Spending Limits ..... 16</p> <p><b>SCHEDULE 5</b> Summary of Receipts and Disbursements - year ended December 31, 1991 ..... 17</p> <p><b>SCHEDULE 6</b> Detailed Statement of Receipts and Disbursements - year ended December 31, 1991</p> <p>6A Liberal ..... 18</p> <p>6B Confederation of Regions-NB ..... 20</p> <p>6C Progressive Conservative ..... 22</p> <p>6D New Democratic Party ..... 24</p> <p>6E Independent Candidates ..... 26</p> <p><b>SCHEDULE 7</b> Summary of Contributions - year ended December 31, 1991 ..... 28</p> <p><b>SCHEDULE 8</b> Payments to Political Parties and Candidates - April 1, 1991 to March 31, 1992 ..... 28</p> <p><b>SCHEDULE 9</b> Summary of Previously Held Funds ..... 28</p>	<p><b>RAPPORT</b> ..... 4</p> <p><b>ANNEXE 1</b> Sommaire des dépenses électorales, par candidat ..... 6</p> <p><b>ANNEXE 2</b> Comparaison des dépenses des élections générales de 1974, 1978, 1982, 1987 et 1991 ..... 14</p> <p><b>ANNEXE 3</b> Comparaison des dépenses électorales de 1974, 1978, 1982, 1987 et 1991 exprimées en dollars de 1978 ..... 15</p> <p><b>ANNEXE 4</b> Analyse des dépenses électorales - Dépenses réelles par rapport à la limite des dépenses ..... 16</p> <p><b>ANNEXE 5</b> Sommaire des recettes et dépenses de fonds pour l'année se terminant le 31 décembre 1991 ..... 17</p> <p><b>ANNEXE 6</b> Etat détaillé des recettes et dépenses de fonds pour l'année se terminant le 31 décembre 1991</p> <p>6A Libéral ..... 18</p> <p>6B Confederation of Regions-NB ..... 20</p> <p>6C Progressiste-Conservateur ..... 22</p> <p>6D Nouveau Parti Démocratique ..... 24</p> <p>6E Candidats Indépendants ..... 26</p> <p><b>ANNEXE 7</b> Sommaire des contributions - pour l'année se terminant le 31 décembre 1991 ..... 28</p> <p><b>ANNEXE 8</b> Versements aux partis politiques et aux candidats du 1er avril 1991 au 31 mars 1992 ..... 28</p> <p><b>ANNEXE 9</b> Sommaire des fonds antérieurs ..... 28</p>
---	--

# REPORT

This report is presented pursuant to Section 13 of the Political Process Financing Act, S.N.B. 1978 C.P-9.3 and covers the activities of my office for the period April 1, 1991 to March 31, 1992.

The Political Process Financing Act establishes general principles of political financing. The Act,

- 1) places a limit on political contributions;
- 2) places a limit on the amount which may be spent to contest elections;
- 3) provides for payment of an annual allowance to qualifying political parties from the public treasury;
- 4) provides for reimbursement of a portion of the election expenses incurred by qualifying candidates;
- 5) requires disclosure of the sources of funds made available to registered political parties, registered district associations and registered independent candidates and the uses to which those funds are put.

The Supervisor of Political Financing is responsible for the administration of the Act and for monitoring compliance with its provisions.

The Act provides for an Advisory Committee. The Committee serves as a conduit between the parties and the Supervisor, bringing the problems and concerns of the people involved in the political process to the attention of the Supervisor and giving the Supervisor the benefit of the members' experience and counsel.

Members of the Advisory Committee during this period were:

Representing the Liberal Party:

Charles Sargeant

Yvon LeBlanc

Representing the P.C. Party:

Pierre Dubé

Wallace S. Turnbull

Representing the N.D.P.:

Robert Hall

Roger Couvrette

Representing the COR-NB Party:

Gerald A. Covey

Richard A. Finley

The Chief Electoral Officer:

Henry Irwin,

and myself, as Supervisor.

Ce rapport est présenté en vertu de l'article 13 de la Loi sur le financement de l'activité politique, L.N.-B., 1978, c.P-9.3, et couvre les activités de mon bureau du 1er avril 1991 au 31 mars 1992.

La Loi sur le financement de l'activité politique formule les principes généraux du financement politique. La Loi,

- 1) limite les contributions faites à des fins politiques,
- 2) limite le montant dépensé pour disputer les élections,
- 3) prévoit le versement, à même le Trésor public, d'une allocation annuelle aux partis politiques qui en a droit,
- 4) prévoit le remboursement d'une partie des dépenses électorales d'un candidat qui en a droit,
- 5) prescrit la divulgation de provenance de fonds par les partis politiques enregistrés, les associations de circonscription enregistrées et les candidats indépendants enregistrés, et l'utilisation de ces fonds.

Le Côtroleur du financement politique est responsable de voir à l'application de la Loi et au respect de ces dispositions.

La Loi prévoit la formation d'un Comité consultatif, qui a pour but d'assurer la liaison entre les partis et le Contrôleur, et d'y faire part des problèmes et des préoccupations des gens engagés dans le processus politique, et de mettre à son service leurs expériences et leurs conseils. Le Comité y consistait de

M. Pierre Dubé

M. Wallace S. Turnbull

représentants du parti P.-C.;

M. Charles Sargeant

M. Yvon LeBlanc

représentants du parti libérale;

M. Robert Hall

M. Roger Couvrette

représentants du parti NPD;

M. Gerald A. Covey

M. Richard A. Finley

représentants du parti COR-N.B.;

M. Henry Irwin

le Directeur des élections; et

moi-même, le Contrôleur.

The Act requires each registered political party to file a semi-annual audited financial return, which discloses the sources of contributions, other sources of funds and provides details as to how those funds were used.

Similar financial returns are required from each registered district association, except that the returns are unaudited and are submitted on an annual basis.

In addition to the Financial Returns, the parties and candidates were also required to file Election Period Returns for the 1991 General Election.

All of these returns have been reviewed by my office. The review was intended to monitor compliance with the Act and frequently necessitated follow-up to obtain additional information, clarifications and explanations.

Election expense reimbursements were paid to official agents of qualifying candidates.


The returns are kept on file at my office located at Suite 3, 618 Queen Street, Fredericton, NB, and are available for public examination during normal business hours.

Schedules 1 to 9 appended to this report provide detailed information extracted from the 1991 Financial and Election Period Returns.

The work involved in reviewing the election period returns together with the regular financial returns made for a busy year. I would like to recognize the efforts of my secretary, Anita LeGresley, who continues to do an excellent job.

I would like to acknowledge the cooperation and assistance given me by members of the Advisory Committee and by the representatives of all parties, candidates and district associations.

Respectfully submitted,

  
S.E. Field, C.A.  
Supervisor of Political Financing

La Loi exige chaque parti politique enregistré de soumettre semestriellement un rapport financier vérifié sur les contributions, les autres sources de financement et les détails sur l'utilisation des fonds en question.

Chaque association de circonscription enregistrée est tenue de déposer annuellement un rapport similaire, sauf qu'il n'est pas vérifié.

En plus des rapports financiers, les partis et les candidats ont dû également déposer un rapport financier de période électorale pour l'élection générale 1991.

Chacun de ces rapports financiers a été étudié par mon bureau, afin de vérifier si la Loi est respectée. Notre étude a souvent nécessité un suivi pour obtenir d'autres renseignements, des clarifications ou des précisions additionnelles.

Les agents officiels des candidats ayant droit ont reçu un remboursement de dépenses électorales.

Les rapports financiers sont conservés à mon bureau au 618, rue Queen, app. 3, Fredericton, NB. Le public peut les consulter durant les heures de bureau.

Les annexes 1 à 9 contiennent des informations détaillées tirées des rapports financiers et les rapports du période électorale de 1991.

La révision de ces rapports a contribué à une année chargée. Je veux reconnaître les efforts de ma secrétaire, Anita LeGresley, qui fait toujours un excellent travail.

Je reconnais la coopération et l'assistance que j'ai reçu des membres du Comité consultatif et des représentants de les partis, candidats et associations de circonscription.

Veillez croire à mes sentiments respectueux,

le Contrôleur du financement politique

  
S.E. Field, c.a.

SCHEDULE 1 - ANNEXE 1

SUMMARY OF ELECTION PERIOD EXPENDITURES BY CANDIDATE  
August 22, 1991 to September 23, 1991

SOMMAIRE DE DEPENSES DE PERIODE ELECTORALE PAR CANDIDAT  
22 août 1991 au 23 septembre 1991

PARTI	CIRCONSCRIPTION	CANDIDAT	ANNONCES ELECTORALES	DEPENSES DE BUREAU	VOYAGE LOGEMENT ET REPAS	CONGRES ET REUNIONS	SALAIRES ETC.	DEPENSES PERSONNELLES DU CANDIDAT	
PARTY	ELECTORAL DISTRICT	CANDIDATE	CAMPAIGN ADVERTISING	OFFICE EXPENSES	TRAVEL LODGING MEALS	RALLIES & MEETINGS	SALARIES ETC.	CANDIDATE'S PERSONAL EXPENSES	
LIB	01 ALBERT	Leroy Martin	\$5,115.98	\$2,171.30	\$0.00	\$500.00	\$500.00	\$0.00	
COR	01 ALBERT	Beverly M. Brine	3,679.78	1,594.78	625.40	266.61	0.00	0.00	
PC	01 ALBERT	Wayne Steeves	4,307.32	1,243.76	651.07	1,664.48	0.00	0.00	
NDP	01 ALBERT	Elizabeth Venart	1,852.00	24.33	10.00	0.00	0.00	0.00	
LIB	02 BATHURST	Marcelle Mersereau	6,858.76	2,123.01	0.00	1,255.43	0.00	0.00	
COR	02 BATHURST	Laurie Robichaud	2,165.83	503.79	832.08	205.00	1,620.00	0.00	
PC	02 BATHURST *	Claire Wilt	3,667.26	1,548.64	263.15	500.00	0.00	117.00	
NDP	02 BATHURST	Colette Buttmer	3,084.92	157.00	0.00	175.00	449.25	0.00	
LIB	03 BAY DU VIN	Reg MacDonald	3,900.77	1,778.35	0.00	1,399.25	0.00	280.34	
COR	03 BAY DU VIN	John J. Keating	532.78	0.00	0.00	531.62	0.00	0.00	
PC	03 BAY DU VIN	Muriel Lamkey	2,800.48	2,414.35	2,052.48	1,531.58	0.00	0.00	
NDP	03 BAY DU VIN	Jeanne Thériault	1,629.06	65.37	0.00	0.00	0.00	0.00	
LIB	04 KENT SOUTH	Camille Henri Thériault	6,381.79	4,282.46	551.76	804.48	0.00	0.00	
PC	04 KENT SOUTH	Jean-Claude Cormier	3,917.87	1,357.72	984.00	100.00	1,273.50	0.00	
NDP	04 KENT SOUTH	Gérald Mazerolle	-----NO RETURN FILED-----						
LIB	05 CAMPBELLTON	Edmond Blanchard	5,165.00	2,098.00	600.00	0.00	600.00	0.00	
COR	05 CAMPBELLTON	Ronald Rioux	1,395.70	1,271.46	1,382.73	0.00	1,200.00	0.00	
PC	05 CAMPBELLTON	Bill Ferguson	3,828.82	1,377.38	714.54	0.00	0.00	2,000.00	
NDP	05 CAMPBELLTON	Douglas Kingston	2,551.70	339.72	0.00	0.00	0.00	110.08	
LIB	06 CARAQUET	Bernard Thériault	10,258.67	2,188.22	0.00	5,015.42	0.00	0.00	
PC	06 CARAQUET	Gilbert Godin	9,490.00	898.40	900.00	700.66	1,800.00	0.00	
NDP	06 CARAQUET	Roger Duguay	4,854.64	1,164.90	1,042.44	584.25	0.00	0.00	
LIB	07 CARLETON CENTRE	Allison W. DeLong	8,244.84	627.03	0.00	1,590.56	0.00	0.00	
COR	07 CARLETON CENTRE	Lois Clark	1,161.19	620.98	0.00	83.58	0.00	0.00	
PC	07 CARLETON CENTRE	Mary Hatfield	5,206.76	1,016.40	550.00	843.76	0.00	0.00	
NDP	07 CARLETON CENTRE	Linda M. Lawrence	1,875.50	148.62	49.00	0.00	0.00	0.00	
LIB	08 CARLETON NORTH	Fred Harvey	5,752.94	1,240.85	986.14	2,288.57	200.00	0.00	
COR	08 CARLETON NORTH	Jack Salmon	1,978.88	1,752.54	1,014.03	0.00	0.00	0.00	
PC	08 CARLETON NORTH	Dale Graham	5,505.67	2,203.91	727.67	2,189.47	0.00	0.00	
NDP	08 CARLETON NORTH *	Anne Marie Kilfoil	1,484.00	0.00	0.00	0.00	0.00	0.00	
LIB	09 CARLETON SOUTH	Bruce Smith	8,184.91	2,936.09	617.60	67.65	0.00	0.00	
COR	09 CARLETON SOUTH	Jerry Covey	7,596.42	1,796.42	244.24	339.79	0.00	100.00	
PC	09 CARLETON SOUTH	Bill Hamilton	8,411.70	2,178.47	0.00	884.01	0.00	0.00	
NDP	09 CARLETON SOUTH *	Arthur L. Slipp	3,554.17	496.50	161.32	0.00	0.00	467.06	
LIB	10 CHARLOTTE CENTRE	Sheldon Lee	4,369.57	1,071.98	0.00	261.58	0.00	0.00	
COR	10 CHARLOTTE CENTRE	Connie Stewart	801.50	158.49	96.54	232.89	0.00	0.00	
PC	10 CHARLOTTE CENTRE	Stanley J. Smith	1,100.74	125.00	0.00	0.00	0.00	0.00	
NDP	10 CHARLOTTE CENTRE *	Jean Stewart	2,716.37	1,076.58	733.72	337.33	0.00	0.00	
LIB	11 CHARLOTTE-FUNDY	Eric Allaby	2,833.75	1,241.96	506.05	591.29	0.00	0.00	
COR	11 CHARLOTTE-FUNDY	Keith Guptill	908.18	422.97	1,607.92	149.00	130.00	0.00	
PC	11 CHARLOTTE-FUNDY	Sharon Tucker	2,385.01	720.59	0.00	0.00	0.00	0.00	
NDP	11 CHARLOTTE-FUNDY	Dorothy Matthews	1,246.00	55.00	0.00	0.00	0.00	0.00	
LIB	12 CHARLOTTE WEST	Reid Hurley	5,021.96	782.74	0.00	420.20	0.00	0.00	
COR	12 CHARLOTTE WEST	Mabel Groom	773.12	86.67	1,615.77	572.50	0.00	0.00	
PC	12 CHARLOTTE WEST	Bev Lawrence	5,228.69	1,288.20	877.94	630.14	2,000.00	0.00	
NDP	12 CHARLOTTE WEST	Ellen Smith	2,165.38	206.11	219.90	85.48	0.00	0.00	
LIB	13 CHATHAM	Frank McKenna	5,003.20	1,632.23	0.00	0.00	0.00	0.00	
COR	13 CHATHAM	James West	1,326.39	317.54	300.00	531.62	0.00	0.00	
PC	13 CHATHAM	Richard Hilchey	3,444.25	735.13	115.00	0.00	0.00	0.00	
NDP	13 CHATHAM	Wera Baldwin	2,763.16	194.43	0.00	0.00	0.00	0.00	
LIB	14 DALHOUSIE	Allan Maher	3,628.13	2,779.66	0.00	0.00	0.00	0.00	
COR	14 DALHOUSIE	Isabelle Davis	1,904.75	1,004.73	96.04	0.00	0.00	209.48	
PC	14 DALHOUSIE	Scott Chedore	3,374.98	542.36	5.46	0.00	0.00	0.00	
NDP	14 DALHOUSIE	Aurele Ferlatte	5,624.15	1,262.51	285.31	610.85	1,890.40	0.00	
LIB	15 EDMUNDSTON	Roland Beauhieu	6,649.09	1,867.93	0.00	1,072.68	0.00	0.00	
PC	15 EDMUNDSTON	Patrick Dalpé	4,289.23	1,597.34	1,276.33	0.00	2,805.00	0.00	
NDP	15 EDMUNDSTON	Réal Couturier	3,259.48	287.94	45.00	0.00	125.00	0.00	

DEPENSES DE CONGRES	DEPENSES DU JOUR DU SCRUTIN	INTERET	AUTRES	RECLAMATIONS CONTESTES	MONTANT TOTAL DEPENSE	MONTANT DEPENSE PAR ELECTEUR	LIMITE DE DEPENSES	DIFFERENCE ENTRE LIMITE DE DEPENSES ET DEPENSES ACTUELLES	REMBOURSEMENT DES DEPENSES ELECTORALES
NOMINATING CONVENTION EXPENSES	ELECTION DAY EXPENSES	INTEREST	OTHER	CONTESTED CLAIMS	TOTAL AMOUNT SPENT	AMOUNT SPENT PER VOTER	SPENDING LIMIT	LIMIT OVER (UNDER) ACTUAL	ELECTION EXPENSE REIMBURSEMENT
\$0.00	\$2,900.00	\$0.00	\$0.00	\$0.00	\$11,187.28	1.69	\$13,745.00	(\$2,557.72)	\$5,154.24
115.84	376.78	0.00	37.15	0.00	6,696.34	1.01	13,745.00	(7,048.66)	5,154.24
0.00	0.00	0.00	0.00	0.00	7,866.63	1.19	13,745.00	(5,878.37)	5,154.24
0.00	0.00	0.00	0.00	0.00	1,886.33	0.28	13,745.00	(11,858.67)	0.00
0.00	4,178.21	70.50	426.93	0.00	14,912.84	1.46	21,191.04	(6,278.20)	7,946.64
0.00	80.25	0.00	0.00	0.00	5,406.95	0.53	21,191.04	(15,784.09)	5,406.95
171.20	1,105.14	123.72	3,000.00	0.00	10,496.11	1.03	21,191.04	(10,694.93)	0.00
0.00	0.00	0.00	9.60	0.00	3,875.77	0.38	21,191.04	(17,315.27)	0.00
0.00	3,120.00	0.00	10.20	0.00	10,488.91	1.82	13,117.00	(2,628.09)	4,501.38
0.00	0.00	0.00	0.00	0.00	1,064.40	0.18	13,117.00	(12,052.60)	0.00
0.00	3,416.00	0.00	0.00	0.00	12,214.89	2.12	13,117.00	(902.11)	4,501.38
0.00	12.34	0.00	0.00	0.00	1,706.77	0.30	13,117.00	(11,410.23)	0.00
0.00	4,720.00	0.00	12.41	0.00	16,752.90	1.61	21,619.52	(4,866.62)	8,107.32
0.00	2,378.23	0.00	0.00	0.00	10,011.32	0.96	21,619.52	(11,608.20)	8,107.32
-----AUCUN RAPPORT SOUMIS-----									
0.00	2,270.00	0.00	0.00	0.00	10,733.00	1.38	16,188.64	(5,455.64)	6,070.74
0.00	251.98	12.20	0.00	0.00	5,514.07	0.71	16,188.64	(10,674.57)	5,514.07
0.00	1,395.00	0.00	0.00	0.00	9,315.74	1.20	16,188.64	(6,872.90)	6,070.74
0.00	169.92	0.00	0.00	0.00	3,171.42	0.41	16,188.64	(13,017.22)	0.00
0.00	5,200.00	0.00	0.00	0.00	22,662.31	2.04	23,094.24	(431.93)	8,660.34
0.00	7,300.00	55.20	25.90	0.00	21,170.16	1.91	23,094.24	(1,924.08)	8,660.34
0.00	206.96	0.00	0.00	0.00	7,853.19	0.71	23,094.24	(15,241.05)	7,853.19
0.00	1,213.01	0.06	0.00	0.00	11,675.50	2.04	13,117.00	(1,441.50)	4,463.16
0.00	185.73	0.00	0.00	0.00	2,051.48	0.36	13,117.00	(11,065.52)	2,051.48
0.00	87.06	0.00	0.00	0.00	7,703.98	1.35	13,117.00	(5,413.02)	4,463.16
0.00	0.00	0.00	0.00	0.00	2,073.12	0.36	13,117.00	(11,043.88)	0.00
0.00	1,823.44	0.00	45.50	0.00	12,337.44	2.08	13,117.00	(779.56)	4,628.52
0.00	0.00	0.00	0.00	0.00	4,745.45	0.80	13,117.00	(8,371.55)	4,628.52
0.00	0.00	0.00	0.00	0.00	10,626.72	1.79	13,117.00	(2,490.28)	4,628.52
0.00	0.00	0.00	0.00	0.00	1,484.00	0.25	13,117.00	(11,633.00)	0.00
281.75	584.20	16.68	0.00	0.00	12,688.88	1.94	13,362.32	(673.44)	5,112.12
0.00	300.00	0.00	0.00	0.00	10,376.87	1.58	13,362.32	(2,985.45)	5,112.12
0.00	0.00	0.00	0.00	0.00	11,474.18	1.75	13,632.32	(2,158.14)	5,112.12
73.10	0.00	0.00	0.00	0.00	4,752.15	0.73	13,632.32	(8,880.17)	0.00
0.00	4,475.00	0.00	0.00	0.00	10,178.13	2.50	13,117.00	(2,938.87)	3,172.26
0.00	0.00	0.00	0.00	0.00	1,289.42	0.32	13,117.00	(11,827.58)	1,289.42
0.00	280.00	0.00	0.00	0.00	1,505.74	0.37	13,117.00	(11,611.26)	0.00
0.00	0.00	0.00	0.00	0.00	4,864.00	1.20	13,117.00	(8,253.00)	0.00
0.00	3,490.22	0.00	17.60	0.00	8,680.87	1.74	13,117.00	(4,436.13)	3,885.96
0.00	1,260.91	0.00	0.00	0.00	4,478.98	0.90	13,117.00	(8,638.02)	4,478.98
0.00	840.00	0.00	0.00	0.00	3,945.60	0.79	13,117.00	(9,171.40)	3,595.60
0.00	0.00	0.00	0.00	0.00	1,301.00	0.26	13,117.00	(11,816.00)	0.00
0.00	860.00	5.32	0.00	0.00	7,090.22	1.41	13,117.00	(6,026.78)	3,911.70
0.00	157.81	0.00	0.00	0.00	3,205.87	0.64	13,117.00	(9,911.13)	1,590.10
0.00	1,350.00	0.00	0.00	0.00	11,374.97	2.27	13,117.00	(1,742.03)	3,911.70
0.00	0.00	0.00	0.00	0.00	2,676.87	0.53	13,117.00	(10,440.13)	0.00
0.00	453.93	1.46	0.00	0.00	7,090.82	0.99	14,907.36	(7,816.54)	5,590.26
0.00	283.90	0.00	0.00	0.00	2,759.45	0.39	14,907.36	(12,147.91)	2,759.45
0.00	1,020.00	0.00	117.70	146.09	5,578.17	0.78	14,907.36	(9,329.19)	0.00
0.00	0.00	0.00	0.00	0.00	2,957.59	0.41	14,907.36	(11,949.77)	0.00
0.00	4,461.59	0.00	0.00	0.00	10,869.38	1.64	13,769.60	(2,900.22)	5,163.60
0.00	255.39	0.00	139.84	0.00	3,610.23	0.55	13,769.60	(10,159.37)	0.00
0.00	522.59	1.46	0.00	0.00	4,446.85	0.67	13,769.60	(9,322.75)	0.00
0.00	100.00	0.00	0.00	0.00	9,773.22	1.48	13,769.60	(3,996.38)	5,163.60
0.00	573.02	166.35	0.00	0.00	10,329.07	1.46	14,738.88	(4,409.81)	5,527.08
0.00	3,063.29	0.00	0.00	0.00	13,031.19	1.84	14,738.88	(1,707.69)	5,527.08
0.00	0.00	0.00	0.00	0.00	3,717.42	0.52	14,738.88	(11,021.46)	0.00

PARTI	CIRCONSCRIPTION	CANDIDAT	ANNONCES ELECTORALES	DEPENSES DE BUREAU	VOYAGE LOGEMENT ET REPAS	CONGRES ET REUNIONS	SALAIRES ETC.	DEPENSES PERSONNELLES DU CANDIDAT	
PARTY	ELECTORAL DISTRICT	CANDIDATE	CAMPAIGN ADVERTISING	OFFICE EXPENSES	TRAVEL LODGING MEALS	RALLIES & MEETINGS	SALARIES ETC.	CANDIDATE'S PERSONAL EXPENSES	
LIB	16	FREDERICTON NORTH	Jim Wilson	13,145.97	3,166.45	335.00	1,900.16	840.00	0.00
COR	16	FREDERICTON NORTH	Ed Allen	8,250.71	2,644.12	0.00	888.10	0.00	375.31
PC	16	FREDERICTON NORTH	Don Parent	9,092.54	3,550.18	240.52	0.00	4,859.48	0.00
NDP	16	FREDERICTON NORTH	Rick DeSaulniers	8,289.62	1,691.64	0.00	0.00	525.36	0.00
LIB	17	FREDERICTON SOUTH	Russell King	16,653.86	4,465.70	0.00	2,393.25	120.00	0.00
COR	17	FREDERICTON SOUTH	Meryl Sarty	5,124.90	3,027.96	121.50	552.30	0.00	0.00
PC	17	FREDERICTON SOUTH	Jamie Henderson	18,185.05	2,646.54	0.00	194.55	1,000.00	0.00
NDP	17	FREDERICTON SOUTH	Pauline Mackenzie	10,166.10	3,669.16	0.00	0.00	3,860.50	0.00
I	17	FREDERICTON SOUTH	Harry John Marshall	0.00	0.00	0.00	0.00	0.00	89.08
LIB	18	GRAND FALLS	Paul Duffie	6,840.31	1,990.68	0.00	270.50	600.00	0.00
COR	18	GRAND FALLS	Roy Simon Dee	159.76	0.00	0.00	0.00	0.00	0.00
PC	18	GRAND FALLS	Léo R. Thériault	2,636.64	1,172.68	0.00	0.00	1,000.00	0.00
NDP	18	GRAND FALLS	Clyde Winchester	1,570.00	0.00	0.00	0.00	0.00	0.00
LIB	19	KENT CENTRE	Alan Graham	6,827.55	1,621.54	1,179.93	113.00	0.00	0.00
COR	19	KENT CENTRE	Percy Beers	964.79	767.32	494.11	110.59	0.00	606.59
PC	19	KENT CENTRE	David MacDonald	0.00	0.00	0.00	0.00	0.00	0.00
NDP	19	KENT CENTRE	Niel Gardiner	1,387.00	0.00	0.00	0.00	0.00	0.00
LIB	20	KINGS CENTRE	Georgie Day	9,882.07	3,356.16	1,177.55	386.13	2,200.00	0.00
COR	20	KINGS CENTRE	Colby Fraser	4,132.99	539.62	919.63	0.00	0.00	0.00
PC	20	KINGS CENTRE	Charles Murray	7,087.88	3,913.63	440.93	1,585.40	0.00	1,119.52
NDP	20	KINGS CENTRE	Marian Jefferies	6,087.50	823.31	816.54	0.00	0.00	0.00
LIB	21	KINGS EAST	Tim Wilson	12,350.74	2,278.61	1,389.16	1,399.57	0.00	0.00
COR	21	KINGS EAST	Melville Stockford	2,919.99	440.19	366.31	50.00	0.00	0.00
PC	21	KINGS EAST	Hazen Myers	4,794.02	2,862.80	2,335.55	192.07	500.00	0.00
NDP	21	KINGS EAST	Anne-Marie Dupuis	4,961.21	902.37	110.00	213.12	0.00	0.00
LIB	22	KINGS WEST	Laureen Jarrett	11,674.34	4,957.89	0.00	912.49	0.00	0.00
COR	22	KINGS WEST	Glendon F. Jones	4,250.22	1,539.63	458.98	0.00	0.00	0.00
PC	22	KINGS WEST	Nancy Grant	15,654.92	3,005.17	750.00	1,656.96	415.00	0.00
NDP	22	KINGS WEST	Roger Olmstead	6,459.53	296.16	174.23	0.00	0.00	0.00
LIB	23	KENT NORTH	Conrad Landry	4,649.22	1,111.77	0.00	258.00	1,000.00	0.00
PC	23	KENT NORTH	Dominique Babineau	1,442.38	305.17	1,242.85	150.00	150.00	0.00
NDP	23	KENT NORTH	Docile Doiron	1,748.52	266.76	413.42	116.49	140.36	0.00
LIB	24	MADAWASKA CENTRE	Gérald Clavette	7,124.43	1,851.14	0.00	1,285.83	0.00	0.00
PC	24	MADAWASKA CENTRE	Don Marmen	3,423.91	227.99	0.00	0.00	0.00	0.00
NDP	24	MADAWASKA CENTRE	Jean-Marie St-Onge						
-----NO RETURN FILED-----									
LIB	25	MADAWASKA-LES-LACS	Georges Corriveau	4,540.44	3,275.16	31.19	211.09	0.00	0.00
PC	25	MADAWASKA-LES-LACS	Raoul Cyr	5,541.62	856.27	1,123.12	519.11	350.00	0.00
NDP	25	MADAWASKA-LES-LACS	Gérard Caron	3,132.44	164.82	633.11	0.00	0.00	0.00
LIB	26	MADAWASKA SOUTH	Pierrette Ringuette-Maltais	5,256.69	590.71	0.00	2,128.30	0.00	0.00
PC	26	MADAWASKA SOUTH	Théo Poitras	4,832.52	883.00	1,254.44	0.00	600.00	0.00
NDP	26	MADAWASKA SOUTH	Julien Tardif	1,449.00	0.00	0.00	0.00	0.00	0.00
LIB	27	MEMRAMCOOK	Greg O'Donnell	7,220.11	1,590.21	1,351.29	800.00	0.00	0.00
COR	27	MEMRAMCOOK	Julia LeBlanc	772.42	314.11	1,068.06	0.00	324.00	0.00
PC	27	MEMRAMCOOK	Robert Gaudet	0.00	0.00	0.00	0.00	0.00	0.00
NDP	27	MEMRAMCOOK	Martin Aubin	5,166.66	669.78	34.67	50.03	0.00	0.00
LIB	28	MIRAMICHI BAY	Danny Gay	5,933.68	770.65	2,000.00	1,531.15	0.00	0.00
COR	28	MIRAMICHI BAY	James MacIntosh	1,394.58	0.00	170.01	507.62	0.00	0.00
PC	28	MIRAMICHI BAY	Emilien LeBreton	5,005.93	1,203.94	969.35	1,663.45	200.00	0.00
NDP	28	MIRAMICHI BAY	Norman Richardson	2,998.03	189.44	0.00	0.00	0.00	0.00
LIB	29	MIRAMICHI-NEWCASTLE	John McKay	6,144.29	2,773.14	0.00	763.65	0.00	0.00
COR	29	MIRAMICHI-NEWCASTLE	Arch Pafford	5,809.92	583.24	210.69	729.52	0.00	0.00
PC	29	MIRAMICHI-NEWCASTLE	Paul Dawson	8,844.28	1,531.46	1,991.93	1,342.55	0.00	0.00
NDP	29	MIRAMICHI-NEWCASTLE	Liane Thibodeau-Doucet	3,488.09	216.60	0.00	0.00	0.00	0.00
LIB	30	SOUTHWEST-MIRAMICHI	Claude Stewart	4,792.92	1,359.43	600.00	1,360.59	400.00	0.00
COR	30	SOUTHWEST-MIRAMICHI	Brent Taylor	7,158.41	840.71	1,356.35	447.64	0.00	0.00
PC	30	SOUTHWEST-MIRAMICHI	Donald Long	5,959.86	1,071.64	1,083.76	0.00	0.00	0.00
NDP	30	SOUTHWEST-MIRAMICHI	Larry Lynch	4,604.10	196.44	0.00	0.00	0.00	0.00



DEPENSES DE CONGRES	DEPENSES DU JOUR DU SCRUTIN	INTERET	AUTRES	RECLAMATIONS CONTESTES	MONTANT TOTAL DEPENSE	MONTANT DEPENSE PAR ELECTEUR	LIMITE DE DEPENSES	DIFFERENCE ENTRE LIMITE DE DEPENSES ET DEPENSES ACTUELLES	REMBOURSEMENT DES DEPENSES ELECTORALES
NOMINATING CONVENTION EXPENSES	ELECTION DAY EXPENSES	INTEREST	OTHER	CONTESTED CLAIMS	TOTAL AMOUNT SPENT	AMOUNT SPENT PER VOTER	SPENDING LIMIT	LIMIT OVER (UNDER) ACTUAL	ELECTION EXPENSE REIMBURSEMENT
0.00	1,443.36	0.00	0.00	0.00	20,830.94	1.39	26,234.00	(5,403.06)	11,700.00
0.00	1,062.88	0.00	0.00	0.00	13,221.12	0.88	26,234.00	(13,012.88)	11,700.00
0.00	2,680.00	46.16	28.30	0.00	20,497.18	1.37	26,234.00	(5,736.82)	0.00
0.00	0.00	0.00	1.00	0.00	10,507.62	0.70	26,234.00	(15,726.38)	0.00
0.00	1,009.33	0.00	7.60	0.00	24,649.74	1.59	26,234.00	(1,584.26)	12,099.36
0.00	726.01	22.19	0.00	0.00	9,574.86	0.62	26,234.00	(16,659.14)	9,574.86
0.00	595.89	0.00	0.00	0.00	22,622.03	1.46	26,234.00	(3,611.97)	12,099.36
0.00	917.60	0.00	13.50	0.00	18,626.86	1.20	26,234.00	(7,607.14)	0.00
0.00	0.00	0.00	0.00	0.00	89.08	0.01	26,324.00	(26,234.92)	0.00
0.00	1,975.00	45.92	248.00	0.00	11,970.41	1.91	13,117.00	(1,146.59)	4,896.84
0.00	0.00	0.00	0.00	0.00	159.76	0.03	13,117.00	(12,957.24)	0.00
0.00	3,675.00	0.00	0.00	0.00	8,484.32	1.35	13,117.00	(4,632.68)	4,896.84
0.00	0.00	0.00	0.00	0.00	1,570.00	0.25	13,117.00	(11,547.00)	0.00
0.00	3,000.00	0.00	0.00	0.00	12,742.02	2.30	13,117.00	(374.98)	4,326.66
0.00	272.47	12.60	10.00	0.00	3,238.47	0.58	13,117.00	(9,878.53)	0.00
0.00	0.00	0.00	0.00	0.00	0.00	0.00	13,117.00	(13,117.00)	0.00
0.00	0.00	0.00	0.00	0.00	1,387.00	0.25	13,117.00	(11,730.00)	0.00
0.00	385.00	0.00	0.00	0.00	17,386.91	1.50	24,032.32	(6,645.41)	9,012.12
0.00	0.00	0.00	0.00	0.00	5,592.24	0.48	24,032.32	(18,440.08)	5,392.24
0.00	122.53	0.00	0.00	0.00	14,269.89	1.24	24,032.32	(9,762.43)	9,012.12
0.00	89.88	38.93	0.00	0.00	7,856.16	0.68	24,032.32	(16,176.16)	0.00
0.00	0.00	29.60	0.00	0.00	17,447.68	1.67	21,763.04	(4,315.36)	8,161.14
0.00	0.00	0.00	23.75	0.00	3,800.24	0.36	21,763.04	(17,962.80)	3,650.24
0.00	2,260.00	46.13	0.00	0.00	12,990.57	1.24	21,763.04	(8,772.47)	8,161.14
0.00	0.00	0.00	0.00	0.00	6,186.70	0.59	21,763.04	(15,576.34)	0.00
0.00	520.00	0.00	0.00	0.00	18,064.72	0.95	26,234.00	(8,169.28)	14,892.54
0.00	0.00	0.00	12.60	0.00	6,261.43	0.33	26,234.00	(19,972.57)	6,261.43
0.00	662.16	46.16	0.00	0.00	22,190.37	1.16	26,234.00	(4,043.63)	14,892.54
0.00	0.00	0.00	0.00	0.00	6,929.92	0.36	26,234.00	(19,304.08)	0.00
0.00	2,160.00	3.50	0.00	0.00	9,182.49	1.48	13,117.00	(3,934.51)	4,835.22
0.00	0.00	0.00	0.00	0.00	3,290.40	0.53	13,117.00	(9,826.60)	3,290.40
0.00	75.00	0.00	0.00	0.00	2,760.55	0.45	13,117.00	(10,356.45)	2,760.55
0.00	2,479.81	0.00	0.00	0.00	12,741.21	2.01	13,153.92	(412.71)	4,932.72
0.00	1,168.06	0.00	0.00	0.00	4,819.96	0.76	13,153.92	(8,333.96)	4,819.96
-----AUCUN RAPPORT SOUMIS-----									
0.00	2,427.20	0.00	0.00	0.00	10,485.08	1.45	15,007.20	(4,522.12)	5,627.70
0.00	734.60	70.48	0.00	0.00	9,195.20	1.27	15,007.20	(5,812.00)	5,627.70
0.00	0.00	0.00	2.00	0.00	3,932.37	0.55	15,007.20	(11,074.83)	0.00
0.00	2,430.00	0.00	0.00	0.00	10,405.70	1.80	13,117.00	(2,711.30)	4,519.32
0.00	1,768.76	16.68	4.55	0.00	9,359.95	1.62	13,117.00	(3,757.05)	4,519.32
0.00	0.00	0.00	0.00	0.00	1,449.00	0.25	13,117.00	(11,668.00)	0.00
0.00	6,404.98	0.00	0.00	0.00	17,366.59	1.56	23,169.12	(5,802.53)	8,688.42
0.00	23.67	0.00	0.00	0.00	2,502.26	0.22	23,169.12	(20,666.86)	0.00
0.00	0.00	0.00	0.00	0.00	0.00	0.00	23,169.12	(23,169.12)	0.00
0.00	0.00	0.00	0.00	0.00	5,921.14	0.53	23,169.12	(17,247.98)	7,035.14
0.00	3,700.00	0.00	0.00	0.00	13,935.48	1.63	17,742.40	(3,806.92)	6,653.40
0.00	0.00	0.00	0.00	0.00	2,072.21	0.24	17,742.40	(15,670.19)	0.00
0.00	1,650.00	120.66	0.00	0.00	10,813.33	1.27	17,742.40	(6,929.07)	6,653.40
0.00	375.00	0.00	0.00	0.00	3,562.47	0.42	17,742.40	(14,179.93)	0.00
0.00	5,622.00	0.00	3.50	0.00	15,306.58	1.74	18,291.52	(2,984.94)	6,859.32
0.00	0.00	20.25	46.40	0.00	7,400.02	0.84	18,291.52	(10,891.50)	6,859.32
0.00	2,490.00	0.00	31.25	0.00	16,231.47	1.85	18,291.52	(2,060.05)	6,859.32
0.00	0.00	0.00	0.00	287.00	3,991.69	0.45	18,291.52	(14,299.83)	0.00
0.00	5,210.00	0.00	90.75	0.00	13,813.69	1.83	15,724.80	(1,911.11)	5,896.80
0.00	940.00	221.43	0.00	0.00	10,964.54	1.45	15,724.80	(4,760.26)	5,896.80
0.00	1,700.00	0.00	0.00	0.00	9,815.26	1.30	15,724.80	(5,909.54)	0.00
0.00	0.00	0.00	0.00	0.00	4,800.54	0.63	15,724.80	(10,924.26)	0.00

PARTI	CIRCONSCRIPTION	CANDIDAT	ANNONCES ELECTORALES	DEPENSES DE BUREAU	VOYAGE LOGEMENT ET REPAS	CONGRES ET REUNIONS	SALAIRES ETC.	DEPENSES PERSONNELLES DU CANDIDAT
PARTY	ELECTORAL DISTRICT	CANDIDATE	CAMPAIGN ADVERTISING	OFFICE EXPENSES	TRAVEL LODGING MEALS	RALLIES & MEETINGS	SALARIES ETC.	CANDIDATE'S PERSONAL EXPENSES
LIB 31	MONCTON EAST	J. Raymond Frenette	8,435.71	2,403.34	0.00	135.15	1,500.00	100.00
COR 31	MONCTON EAST	André LeSage	1,037.30	309.57	300.00	0.00	0.00	0.00
PC 31	MONCTON EAST	John Hansen	2,758.86	2,146.71	0.00	0.00	1,550.00	0.00
NDP 31	MONCTON EAST	Elizabeth McLaughlin	5,413.50	1,138.10	172.20	0.00	3,100.00	34.14
LIB 32	MONCTON NORTH	Mike McKee	10,245.75	3,525.67	228.15	503.93	875.00	0.00
COR 32	MONCTON NORTH	Tom Taylor	3,141.05	573.12	0.00	0.00	0.00	0.00
PC 32	MONCTON NORTH	John MacFarlane	4,068.65	403.20	0.00	0.00	400.00	0.00
NDP 32	MONCTON NORTH	Jean-Claude Bourque	5,016.49	403.48	34.68	50.03	0.00	0.00
LIB 33	MONCTON WEST	James E. (Jim) Lockyer	10,663.54	3,457.18	100.00	72.83	0.00	0.00
COR 33	MONCTON WEST	Arthur M. Hayden	2,453.64	302.82	77.00	0.00	0.00	0.00
PC 33	MONCTON WEST	Ben Stymiest	4,211.81	1,009.19	500.00	426.75	0.00	0.00
NDP 33	MONCTON WEST	Stephanie Day Dominique	4,057.14	403.48	34.68	78.56	0.00	0.00
LIB 34	NEPISIGUIT-CHALEUR	Frank Branch	4,094.48	2,297.31	1,009.92	751.34	965.00	0.00
COR 34	NEPISIGUIT-CHALEUR	Laurie Daley	696.55	184.15	80.99	30.00	0.00	0.00
PC 34	NEPISIGUIT-CHALEUR	Robert Hornbrook	1,316.34	355.07	0.00	0.00	1,000.00	0.00
NDP 34	NEPISIGUIT-CHALEUR	Karen McCrea	2,462.27	94.56	200.00	71.23	300.00	0.00
LIB 35	NIGADOO-CHALEUR	Albert Doucet	3,828.29	6,628.26	300.00	343.49	1,000.00	0.00
PC 35	NIGADOO-CHALEUR	David Boudreau	-----	NO RETURN FILED	-----	-----	-----	-----
NDP 35	NIGADOO-CHALEUR	Raoul Charest	3,566.59	17.00	661.30	350.00	0.00	0.00
I 35	NIGADOO-CHALEUR	Ulric DeGrace	-----	NO RETURN FILED	-----	-----	-----	-----
LIB 36	OROMOCTO	Tom Gilbert	4,389.96	1,282.87	249.46	528.15	800.00	0.00
COR 36	OROMOCTO	Albert Rector	1,622.87	670.01	59.68	48.45	0.00	0.00
PC 36	OROMOCTO	Joe Mombourquette	8,231.06	1,921.74	0.00	385.33	0.00	0.00
NDP 36	OROMOCTO	Alton Shears	2,982.00	467.44	0.00	0.00	0.00	0.00
LIB 37	PETITCODIAC	Hollis Steeves	8,301.83	4,388.92	2,445.00	83.89	0.00	0.00
COR 37	PETITCODIAC	Leona Geldart	5,979.29	1,112.38	824.96	0.00	0.00	0.00
PC 37	PETITCODIAC	Dennis Cochrane	10,171.95	3,947.93	1,426.67	1,341.30	750.00	0.00
NDP 37	PETITCODIAC	Richard Hay	7,081.24	403.50	241.35	78.57	0.00	0.00
LIB 38	QUEENS NORTH	Douglas Tyler	6,300.25	2,038.70	200.00	1,238.68	400.00	0.00
COR 38	QUEENS NORTH	Connie Webber	2,339.05	507.81	700.00	1,745.27	0.00	797.84
PC 38	QUEENS NORTH	Clayton Chase	2,246.99	1,131.33	0.00	85.00	0.00	0.00
NDP 38	QUEENS NORTH	Susan Barton	990.00	0.00	0.00	0.00	0.00	0.00
LIB 39	QUEENS SOUTH	Vaughn Blaney	6,292.68	1,477.19	0.00	929.95	0.00	1,096.37
COR 39	QUEENS SOUTH	Jarvis Ducey	4,235.17	1,375.97	0.00	0.00	0.00	0.00
PC 39	QUEENS SOUTH	Larry Black	2,623.87	1,559.07	676.15	423.95	500.00	0.00
NDP 39	QUEENS SOUTH	Gordon Black	2,550.89	0.00	3,295.87	0.00	0.00	0.00
LIB 40	RESTIGOUCHE EAST	Rayburn D. Doucett	2,516.31	2,092.22	60.71	0.00	0.00	0.00
COR 40	RESTIGOUCHE EAST	* Norman Shea	354.29	430.00	100.00	150.00	0.00	150.00
PC 40	RESTIGOUCHE EAST	Richard LaPointe	977.24	145.98	616.74	0.00	0.00	0.00
NDP 40	RESTIGOUCHE EAST	Walter Gauthier	2,265.21	17.23	178.00	50.00	0.00	0.00
LIB 41	RESTIGOUCHE WEST	Jean-Paul Savoie	5,152.74	1,707.90	520.00	695.53	1,000.00	0.00
COR 41	RESTIGOUCHE WEST	Robert Boudreau	2,179.33	472.20	506.08	165.00	0.00	0.00
PC 41	RESTIGOUCHE WEST	Félix Dubé	5,112.92	1,338.87	1,109.17	1,461.32	0.00	0.00
NDP 41	RESTIGOUCHE WEST	Rino Pelletier	2,495.00	0.00	0.00	0.00	0.00	0.00
LIB 42	RIVERVIEW	Hubert Seamans	11,382.81	3,847.94	0.00	410.93	0.00	0.00
COR 42	RIVERVIEW	Gordon B. Willden	7,271.47	3,090.64	0.00	327.71	0.00	0.00
PC 42	RIVERVIEW	Ross MacCallum	4,424.38	2,044.10	617.89	179.83	500.00	221.36
NDP 42	RIVERVIEW	Wayne Brown	3,888.44	511.57	401.50	78.55	0.00	0.00
LIB 43	EAST SAINT JOHN	George Jenkins	9,156.98	5,396.94	500.00	250.00	1,600.00	0.00
COR 43	EAST SAINT JOHN	Gary Ewart	9,176.81	2,861.82	0.00	369.96	0.00	0.00
PC 43	EAST SAINT JOHN	Don Elliott	4,502.37	2,760.35	168.80	290.38	0.00	0.00
NDP 43	EAST SAINT JOHN	Ben Donaldson	7,492.04	2,691.55	361.05	4.66	1,000.00	0.00
LIB 44	SAINT JOHN-FUNDY	Stuart Jamieson	9,045.50	2,004.50	477.47	663.55	300.00	0.00
COR 44	SAINT JOHN-FUNDY	Gary Vincent	6,819.41	528.99	634.96	100.00	900.00	0.00
PC 44	SAINT JOHN-FUNDY	Bev Harrison	5,504.14	8,655.13	418.43	265.77	0.00	0.00
NDP 44	SAINT JOHN-FUNDY	Cathy Fudge	3,293.94	0.00	0.00	0.00	0.00	0.00

DEPENSES DE CONGRES	DEPENSES DU JOUR DU SCRUTIN	INTERET	AUTRES	RECLAMATIONS CONTESTES	MONTANT TOTAL DEPENSE	MONTANT DEPENSE PAR ELECTEUR	LIMITE DE DEPENSES	DIFFERENCE ENTRE LIMITE DE DEPENSES ET DEPENSES ACTUELLES	REMBOURSEMENT DES DEPENSES ELECTORALES	
NOMINATING CONVENTION EXPENSES	ELECTION DAY EXPENSES	INTEREST	OTHER	CONTESTED CLAIMS	TOTAL AMOUNT SPENT	AMOUNT SPENT PER VOTER	SPENDING LIMIT	LIMIT OVER (UNDER) ACTUAL	ELECTION EXPENSE REIMBURSEMENT	
0.00	1,578.69	0.00	0.00	0.00	14,152.89	1.33	22,102.08	(7,949.19)	8,288.28	
0.00	23.67	0.00	0.00	0.00	1,670.54	0.16	22,102.08	(20,431.54)	0.00	
0.00	0.00	0.00	41.91	0.00	6,497.48	0.61	22,102.08	(15,604.60)	0.00	
0.00	424.33	0.00	0.00	0.00	10,282.27	0.97	22,102.08	(11,819.81)	8,288.28	
0.00	2,546.00	0.00	0.00	0.00	17,924.50	1.55	24,082.24	(6,157.74)	9,030.84	
0.00	247.17	0.00	0.00	0.00	3,961.34	0.34	24,082.24	(20,120.90)	3,721.34	
0.00	169.99	0.00	0.00	0.00	5,041.84	0.44	24,082.24	(19,040.40)	0.00	
0.00	0.00	0.00	0.00	0.00	5,504.68	0.48	24,082.24	(18,577.56)	0.00	
0.00	2,211.72	0.00	297.17	0.00	16,802.44	1.74	20,069.92	(3,267.48)	7,526.22	
0.00	225.77	0.00	0.00	0.00	3,059.23	0.32	20,069.92	(17,010.69)	2,819.23	
0.00	87.24	0.00	0.00	0.00	6,234.99	0.65	20,069.92	(13,834.93)	6,234.99	
0.00	0.00	0.00	0.00	0.00	4,573.86	0.47	20,069.92	(15,496.06)	0.00	
0.00	2,275.00	0.00	0.00	0.00	11,393.05	1.44	16,465.28	(5,072.23)	6,174.48	
0.00	0.00	0.00	0.00	0.00	991.69	0.13	16,465.28	(15,473.59)	0.00	
0.00	800.00	0.00	0.00	0.00	3,471.41	0.44	16,465.28	(12,993.87)	0.00	
0.00	0.00	0.00	9.60	0.00	3,137.66	0.40	16,465.28	(13,327.62)	3,929.66	
0.00	2,560.00	0.00	0.00	0.00	14,660.04	1.44	21,205.60	(6,545.56)	7,952.10	
0.00	0.00	0.00	AUCUN RAPPORT	SOUIMIS	0.00	4,594.89	0.45	21,205.60	(16,610.71)	4,464.89
0.00	1,100.00	0.00	17.94	0.00	8,368.38	1.09	15,920.32	(7,551.94)	5,970.12	
0.00	620.00	0.00	0.00	0.00	3,021.01	0.39	15,920.32	(12,899.31)	3,021.01	
0.00	1,810.00	26.87	0.00	0.00	12,375.00	1.62	15,920.32	(3,545.32)	5,970.12	
0.00	0.00	0.00	3.80	0.00	3,453.24	0.45	15,920.32	(12,467.08)	0.00	
0.00	4,804.43	53.69	43.50	0.00	20,121.26	1.03	26,234.00	(6,112.74)	15,188.16	
0.00	1,267.88	0.00	0.00	0.00	9,184.51	0.47	26,234.00	(17,049.49)	9,184.51	
0.00	1,368.87	42.00	0.00	0.00	19,048.72	0.98	26,234.00	(7,185.28)	15,188.16	
0.00	0.00	0.00	0.00	0.00	7,804.66	0.40	26,234.00	(18,429.34)	0.00	
0.00	450.00	0.00	13.90	0.00	10,641.53	2.69	13,117.00	(2,475.47)	3,089.58	
0.00	284.37	0.00	0.00	0.00	6,374.34	1.61	13,117.00	(6,742.66)	3,089.58	
0.00	1,850.00	10.25	0.00	0.00	5,323.57	1.34	13,117.00	(7,793.43)	0.00	
0.00	0.00	0.00	0.00	0.00	990.00	0.25	13,117.00	(12,127.00)	0.00	
0.00	849.68	45.75	0.00	0.00	10,691.62	2.52	13,117.00	(2,425.38)	3,307.20	
0.00	142.09	0.00	14.00	0.00	5,767.23	1.36	13,117.00	(7,349.77)	3,307.20	
0.00	3,300.00	0.00	0.00	0.00	9,083.04	2.14	13,117.00	(4,033.96)	3,307.20	
0.00	580.00	0.00	0.00	0.00	6,426.76	1.52	13,117.00	(6,690.24)	0.00	
7.50	4,500.00	0.00	19.80	0.00	9,196.54	1.64	13,117.00	(3,920.46)	4,372.68	
100.00	0.00	0.00	50.00	0.00	1,334.29	0.24	13,117.00	(11,782.71)	0.00	
0.00	1,250.00	0.00	0.00	0.00	2,989.96	0.53	13,117.00	(10,127.04)	0.00	
0.00	0.00	0.00	27.00	0.00	2,537.44	0.45	13,117.00	(10,579.56)	3,097.44	
0.00	3,515.00	0.00	0.00	0.00	12,591.17	1.62	16,180.32	(3,589.15)	6,067.62	
0.00	0.00	0.00	0.00	0.00	3,322.61	0.43	16,180.32	(12,857.71)	0.00	
0.00	5,633.26	45.27	0.00	0.00	14,700.81	1.89	16,180.32	(1,479.51)	6,067.62	
0.00	0.00	0.00	0.00	0.00	2,495.00	0.32	16,180.32	(13,685.32)	0.00	
0.00	250.00	0.00	0.00	0.00	15,891.68	1.45	22,782.24	(6,890.56)	8,543.34	
0.00	118.86	0.00	0.00	0.00	10,808.68	0.99	22,782.24	(11,973.56)	8,543.34	
0.00	476.67	0.00	16.79	0.00	8,481.02	0.77	22,782.24	(14,301.22)	8,481.02	
0.00	98.52	0.00	0.00	0.00	4,978.58	0.45	22,782.24	(17,803.66)	0.00	
0.00	2,690.70	0.00	0.00	0.00	19,594.62	1.65	24,712.48	(5,117.86)	9,267.18	
0.00	1,207.18	93.89	0.00	0.00	13,709.66	1.15	24,712.48	(11,002.82)	9,267.18	
0.00	2,772.85	0.00	0.00	0.00	10,494.75	0.88	24,712.48	(14,217.73)	9,267.18	
0.00	0.00	0.00	0.00	0.00	11,549.30	0.97	24,712.48	(13,163.18)	9,267.18	
0.00	0.00	2,800.00	0.00	0.00	15,291.02	1.68	18,903.04	(3,612.02)	7,088.64	
0.00	0.00	0.00	0.00	0.00	8,983.36	0.99	18,903.04	(9,919.68)	7,088.64	
0.00	455.41	0.00	0.00	0.00	15,298.88	1.68	18,903.04	(3,604.16)	7,088.64	
0.00	0.00	0.00	0.00	0.00	3,293.94	0.36	18,903.04	(15,609.10)	0.00	

PARTI	CIRCONSCRIPTION	CANDIDAT	ANNONCES ELECTORALES	DEPENSES DE BUREAU	VOYAGE LOGEMENT ET REPAS	CONGRES ET REUNIONS	SALAIRES ETC.	DEPENSES PERSONNELLES DU CANDIDAT	
PARTY	ELECTORAL DISTRICT	CANDIDATE	CAMPAIGN ADVERTISING	OFFICE EXPENSES	TRAVEL LODGING MEALS	RALLIES & MEETINGS	SALARIES ETC.	CANDIDATE'S PERSONAL EXPENSES	
LIB 45	SAINT JOHN HARBOUR	Louis B. Murphy	4,983.71	1,487.72	0.00	0.00	0.00	0.00	
COR 45	SAINT JOHN HARBOUR	Marie Gerrior	426.37	852.10	131.00	0.00	2,816.00	0.00	
PC 45	SAINT JOHN HARBOUR	Nargis Kheraj	2,867.14	2,267.43	294.05	100.00	600.00	0.00	
NDP 45	SAINT JOHN HARBOUR	Al Maund	2,755.83	925.61	256.71	0.00	745.00	0.00	
LIB 46	SAINT JOHN NORTH	Leo McAdam	4,969.66	3,381.69	678.11	133.29	0.00	0.00	
COR 46	SAINT JOHN NORTH	Peter Whitebone	1,010.38	1,057.22	0.00	0.00	3,888.00	0.00	
PC 46	SAINT JOHN NORTH	Doug Shippee	5,269.42	3,047.76	678.80	100.00	0.00	0.00	
NDP 46	SAINT JOHN NORTH	Julie Galbraith	3,587.93	958.92	0.00	0.00	1,585.00	0.00	
LIB 47	SAINT JOHN PARK	Shirley Dysart	8,075.16	984.85	0.00	0.00	0.00	0.00	
COR 47	SAINT JOHN PARK	Richard Kinsella	1,241.07	1,143.51	484.42	0.00	4,240.00	0.00	
PC 47	SAINT JOHN PARK	Shirley McAlary	4,640.57	2,186.97	0.00	252.90	550.00	0.00	
NDP 47	SAINT JOHN PARK	Julith Meinert	3,176.41	918.90	0.00	0.00	1,945.00	0.00	
LIB 48	SAINT JOHN SOUTH	John P. Mooney	7,036.81	2,350.28	0.00	0.00	800.00	0.00	
COR 48	SAINT JOHN SOUTH	Ray McDevitt	900.58	580.71	25.00	0.00	0.00	0.00	
PC 48	SAINT JOHN SOUTH	D. J. (Paddy) Addison	3,997.22	2,252.77	0.00	100.00	0.00	0.00	
NDP 48	SAINT JOHN SOUTH	Elizabeth Weir	4,005.31	1,754.19	1,009.55	0.00	2,990.00	0.00	
LIB 49	SAINT JOHN WEST	Jane Barry	11,264.30	3,189.39	200.00	0.00	1,500.00	0.00	
COR 49	SAINT JOHN WEST	James Webb	1,559.93	3,033.27	528.71	0.00	5,507.00	0.00	
PC 49	SAINT JOHN WEST	G. K. (Gerry) Maher	7,344.32	2,560.57	322.18	198.11	900.00	0.00	
NDP 49	SAINT JOHN WEST	Robert Hicks	5,676.34	1,185.76	0.00	0.00	2,719.12	0.00	
LIB 50	ST. STEPHEN-MILLTOWN	Ann Breault	5,378.36	1,254.05	0.00	1,387.68	400.00	0.00	
COR 50	ST. STEPHEN-MILLTOWN	Michael Booth	1,767.12	99.82	185.69	40.00	0.00	0.00	
PC 50	ST. STEPHEN-MILLTOWN	Ken Stevens	9,173.57	1,688.85	0.00	321.58	0.00	0.00	
NDP 50	ST. STEPHEN-MILLTOWN	Irene Tobin	-----NO RETURN FILED-----						
LIB 51	SHEDIAC	Bernard Richard	8,569.55	1,511.42	0.00	1,815.77	0.00	0.00	
COR 51	SHEDIAC	Lester Hyslop	1,273.16	323.46	253.13	0.00	0.00	0.00	
PC 51	SHEDIAC	Emile Goguen Dupré	9,246.80	1,172.55	158.61	592.00	0.00	0.00	
NDP 51	SHEDIAC	Patrick Allain	-----NO RETURN FILED-----						
LIB 52	SHIPPAGAN-LES-ILES	Aldéa Landry	12,488.43	3,846.86	1,281.96	457.02	0.00	0.00	
PC 52	SHIPPAGAN-LES-ILES	Jean L. Gauvin	11,617.45	3,499.46	825.00	607.00	250.00	0.00	
NDP 52	SHIPPAGAN-LES-ILES	John Gagnon	2,539.00	0.00	0.00	0.00	0.00	0.00	
LIB 53	SUNBURY	Shawn Perry	7,041.72	2,062.35	302.10	810.66	0.00	0.00	
COR 53	SUNBURY	Max White	4,080.70	2,760.42	2,235.45	1,124.66	0.00	0.00	
PC 53	SUNBURY *	Keith Ashfield	5,028.43	2,053.34	1,618.56	0.00	0.00	0.00	
NDP 53	SUNBURY	Barbara Fairley	3,600.35	78.19	914.92	135.40	0.00	0.00	
LIB 54	TANTRAMAR	Marilyn Trenholme	10,940.77	1,316.67	0.00	1,074.70	1,000.00	0.00	
COR 54	TANTRAMAR	Clarke E. Sheppard	1,252.55	348.48	0.00	269.49	0.00	0.00	
PC 54	TANTRAMAR	William R. Campbell	1,404.89	1,059.01	0.00	251.88	0.00	0.00	
NDP 54	TANTRAMAR	Robert Hall	7,044.91	2,118.78	310.61	73.06	500.00	0.00	
LIB 55	TRACADIE	Denis Losier	9,548.22	2,677.21	0.00	716.30	0.00	0.00	
PC 55	TRACADIE	Colette McGraw	5,015.09	1,324.43	235.44	0.00	0.00	0.00	
NDP 55	TRACADIE	Pierre Cousineau	2,996.00	514.01	424.13	0.00	0.00	0.00	
LIB 56	VICTORIA-TOBIQUE	Larry Kennedy	6,374.00	3,054.00	0.00	2,486.00	0.00	0.00	
COR 56	VICTORIA-TOBIQUE	Carl Skaarup	865.26	0.00	1,742.59	83.49	0.00	0.00	
PC 56	VICTORIA-TOBIQUE	Neville Crabbe	3,699.37	1,173.68	0.00	2,514.89	250.00	0.00	
NDP 56	VICTORIA-TOBIQUE	Cheryl Pelkey	2,991.00	411.82	0.00	50.00	0.00	0.00	
LIB 57	YORK NORTH	Robert Simpson	9,126.48	2,719.57	3,598.21	1,917.96	750.00	0.00	
COR 57	YORK NORTH	Gregory James Hargrove	9,488.04	1,465.55	2,568.64	1,437.18	0.00	0.00	
PC 57	YORK NORTH	Mark A. Moir	5,516.77	1,677.08	1,767.33	732.98	500.00	0.00	
NDP 57	YORK NORTH	Christine Orenstein	4,058.33	0.00	0.00	0.00	0.00	0.00	
LIB 58	YORK SOUTH	Al Lacey	12,777.70	3,257.41	304.17	652.56	1,000.00	0.00	
COR 58	YORK SOUTH	Danny Cameron	12,302.93	4,499.84	3,017.07	958.70	832.00	0.00	
PC 58	YORK SOUTH	Marven Grant	8,069.98	2,759.96	823.68	251.50	3,200.00	0.00	
NDP 58	YORK SOUTH	Rita Hurley	7,540.94	1,322.14	0.00	0.00	0.00	0.00	
TOTALS\TOTALX			\$1,079,622.57	\$317,956.96	\$97,249.49	\$92,511.74	\$91,584.97	\$7,874.17	

\* As filed -- tel que soumis

DEPENSES DE CONGRES	DEPENSES DU JOUR DU SCRUTIN	INTERET	AUTRES	RECLAMATIONS CONTESTES	MONTANT TOTAL DEPENSE	MONTANT DEPENSE PAR ELECTEUR	LIMITE DE DEPENSES	DIFFERENCE ENTRE LIMITE DE DEPENSES ET DEPENSES ACTUELLES	REMBOURSEMENT DES DEPENSES ELECTORALES
NOMINATING CONVENTION EXPENSES	ELECTION DAY EXPENSES	INTEREST	OTHER	CONTESTED CLAIMS	TOTAL AMOUNT SPENT	AMOUNT SPENT PER VOTER	SPENDING LIMIT	LIMIT OVER (UNDER) ACTUAL	ELECTION EXPENSE REIMBURSEMENT
0.00	1,642.32	0.00	0.00	0.00	8,113.75	1.42	13,117.00	(5,003.25)	4,456.14
0.00	0.00	0.00	0.00	0.00	4,225.47	0.74	13,117.00	(8,891.53)	4,225.47
0.00	1,459.28	6.58	0.00	0.00	7,594.48	1.33	13,117.00	(5,522.52)	0.00
0.00	0.00	0.00	0.00	0.00	4,683.15	0.82	13,117.00	(8,433.85)	4,456.14
0.00	2,040.00	0.00	0.00	0.00	11,202.75	1.60	14,530.88	(3,328.13)	5,449.08
0.00	0.00	0.00	0.00	0.00	5,955.60	0.85	14,530.88	(8,575.28)	5,449.08
0.00	1,257.61	0.00	13.30	0.00	10,366.89	1.48	14,530.88	(4,163.99)	5,449.08
0.00	0.00	0.00	0.00	0.00	6,131.85	0.88	14,530.88	(8,399.03)	5,449.08
0.00	1,600.00	0.00	0.00	0.00	10,660.01	1.88	13,117.00	(2,456.99)	4,433.52
0.00	65.72	0.00	0.00	0.00	7,174.72	1.26	13,117.00	(5,942.28)	4,433.52
0.00	1,337.23	179.10	0.00	0.00	9,146.77	1.61	13,117.00	(3,970.23)	4,433.52
0.00	0.00	0.00	0.00	0.00	6,040.31	1.06	13,117.00	(7,076.69)	4,433.52
0.00	2,655.00	0.00	0.00	22.66	12,864.75	2.11	13,117.00	(252.25)	4,745.52
0.00	23.63	0.00	5.00	0.00	1,534.92	0.25	13,117.00	(11,582.08)	0.00
0.00	1,903.39	0.00	0.00	0.00	8,253.38	1.36	13,117.00	(4,863.62)	0.00
0.00	180.51	0.00	0.00	0.00	9,939.56	1.63	13,117.00	(3,177.44)	4,745.52
0.00	2,065.00	0.00	0.00	0.00	18,218.69	1.57	24,202.88	(5,984.19)	9,076.08
0.00	300.00	0.00	0.00	0.00	10,928.91	0.94	24,202.88	(13,273.97)	9,076.08
0.00	3,971.75	0.00	23.50	0.00	15,320.43	1.32	24,202.88	(8,882.45)	9,076.08
0.00	0.00	0.00	0.00	0.00	9,581.22	0.82	24,202.88	(14,621.66)	9,076.08
0.00	4,261.68	0.00	18.68	0.00	12,700.45	2.70	13,117.00	(416.55)	3,669.90
0.00	50.00	0.00	14.00	0.00	2,156.63	0.46	13,117.00	(10,960.37)	2,156.63
0.00	1,745.52	0.00	10.00	0.00	12,939.52	2.75	13,117.00	(177.48)	3,669.90
-----AUCUN RAPPORT SOUMIS-----									
0.00	5,700.00	0.00	0.00	0.00	17,596.74	1.44	25,419.68	(7,822.94)	9,532.38
0.00	83.81	3.30	0.00	0.00	1,936.86	0.16	25,419.68	(23,482.82)	0.00
0.00	3,785.00	28.45	0.00	0.00	14,983.41	1.23	25,419.68	(10,436.27)	0.00
-----AUCUN RAPPORT SOUMIS-----									
0.00	387.98	0.00	0.00	0.00	18,462.25	1.82	21,122.40	(2,660.15)	7,920.90
0.00	4,015.00	0.00	0.00	0.00	20,813.91	2.05	21,122.40	(308.49)	7,920.90
0.00	0.00	0.00	0.00	0.00	2,539.00	0.25	21,122.40	(18,583.40)	0.00
0.00	2,243.59	43.32	28.33	0.00	12,532.07	1.43	18,245.76	(5,713.69)	6,842.16
0.00	768.73	85.62	21.75	0.00	11,077.33	1.26	18,245.76	(7,168.43)	6,842.16
0.00	2,000.00	0.00	0.00	0.00	10,700.33	1.22	18,245.76	(7,545.43)	0.00
0.00	188.64	0.00	15.22	0.00	4,932.72	0.56	18,245.76	(13,313.04)	0.00
0.00	1,118.77	0.00	0.00	0.00	15,450.91	2.01	15,976.48	(525.57)	5,991.18
0.00	0.00	0.00	4.85	0.00	1,875.37	0.24	15,976.48	(14,101.11)	1,629.20
0.00	0.00	0.00	9.49	0.00	2,725.27	0.35	15,976.48	(13,251.21)	0.00
0.00	188.87	52.64	28.00	0.00	10,316.87	1.34	15,976.48	(5,659.61)	5,991.18
0.00	5,050.00	0.00	0.00	0.00	17,991.73	1.50	24,928.80	(6,937.07)	9,348.30
0.00	5,697.58	0.00	42.00	0.00	12,314.54	1.03	24,928.80	(12,614.26)	9,348.30
0.00	0.00	0.00	0.00	0.00	3,934.14	0.33	24,928.80	(20,994.66)	0.00
0.00	682.00	0.00	81.00	0.00	12,677.00	1.59	16,621.28	(3,944.28)	6,232.98
0.00	0.00	0.00	0.00	0.00	2,691.34	0.34	16,621.28	(13,929.94)	2,691.34
0.00	3,067.97	173.60	0.00	0.00	10,879.51	1.36	16,621.28	(5,741.77)	6,232.98
0.00	0.00	0.00	7.00	0.00	3,459.82	0.43	16,621.28	(13,161.46)	0.00
0.00	4,935.00	23.00	0.00	0.00	23,070.22	1.83	26,230.88	(3,160.66)	9,836.58
0.00	219.31	0.00	84.10	0.00	15,262.82	1.21	26,230.88	(10,968.06)	9,836.58
0.00	581.28	0.00	56.25	0.00	10,831.69	0.86	26,230.88	(15,399.19)	0.00
0.00	0.00	0.00	0.00	0.00	4,058.33	0.32	26,230.88	(22,172.55)	0.00
0.00	2,023.15	0.00	0.00	0.00	20,014.99	1.38	26,234.00	(6,219.01)	11,306.88
0.00	0.00	0.00	0.00	0.00	21,610.54	1.49	26,234.00	(4,623.46)	11,306.88
0.00	4,015.25	0.00	14.25	0.00	19,134.62	1.32	26,234.00	(7,099.38)	0.00
0.00	0.00	0.00	0.00	0.00	8,863.08	0.61	26,234.00	(17,370.92)	0.00
\$749.39	\$257,334.01	\$4,906.97	\$5,398.16	\$455.75	\$1,955,644.18		\$3,932,693.64	\$(1,977,049.46)	\$925,025.55

SCHEDULE 2 - ANNEXE 2

COMPARISON OF ELECTION PERIOD SPENDING  
IN 1991, 1987, 1982, 1978 AND 1974 GENERAL ELECTIONS

COMPARAISON DES DEPENSES ELECTORALES AUX  
ELECTIONS PROVINCIALES GENERALES DE 1991, 1987, 1982, 1978 ET 1974

PARTY/PARTI	1991	1987	1982	1978	1974
<b>LIBERAL</b>					
Party/Parti .....	415,645	376,302	361,077	260,399	\$344,415
Candidates/Candidats .....	812,884	763,076	586,500	468,713	619,919
	<u>\$1,228,529</u>	<u>\$1,139,378</u>	<u>947,577</u>	<u>729,112</u>	<u>964,334</u>
<b>CONFEDERATION OF REGIONS - NB</b>					
Party/Parti .....	174,021	n/a	n/a	n/a	n/a
Candidates/Candidats .....	274,606	n/a	n/a	n/a	n/a
	<u>448,627</u>	<u>n/a</u>	<u>n/a</u>	<u>n/a</u>	<u>n/a</u>
<b>PROGRESSIVE-CONSERVATIVE PROGRESSISTE-CONSERVATEUR</b>					
Party/Parti .....	188,763	353,383	361,248	219,070	228,060
Candidates/Candidats .....	590,388	757,450	610,317	478,609	701,706
	<u>779,151</u>	<u>\$1,110,833</u>	<u>971,565</u>	<u>697,679</u>	<u>929,766</u>
<b>NEW DEMOCRATIC PARTY NOUVEAU PARTI DEMOCRATIQUE</b>					
Party/Parti .....	65,416	205,814	77,575	8,521	17,787
Candidates/Candidats .....	277,677	164,165	103,013	18,591	9,633
	<u>343,093</u>	<u>369,979</u>	<u>180,588</u>	<u>27,112</u>	<u>27,420</u>
<b>OTHER/AUTRES .....</b>	<b>89</b>	<b>16,200</b>	<b>3,599</b>	<b>9,167</b>	<b>6,568</b>
<b>TOTAL/TOTALE:</b>	<b>\$2,799,489</b>	<b>\$2,636,390</b>	<b>\$2,103,329</b>	<b>\$1,463,070</b>	<b>\$1,928,088</b>
<b>SUMMARY/SOMMAIRE</b>					
Party/Parti .....	843,845	935,499	799,900	487,990	590,262
Candidates/Candidats .....	1,955,644	1,700,891	1,303,429	975,080	1,337,826
<b>TOTAL/TOTALE:</b>	<b>\$2,799,489</b>	<b>\$2,636,390</b>	<b>\$2,103,329</b>	<b>\$1,463,070</b>	<b>\$1,928,088</b>

**COMPARISON OF ELECTION PERIOD SPENDING  
BOTH IN ACTUAL DOLLARS AND IN CONSTANT 1978 DOLLARS  
GENERAL ELECTION OF 1974, 1978, 1982, 1987 AND 1991**

**COMPARAISON DES DEPENSES ELECTORALES  
EN DOLLARS ACTUELS ET EN DOLLARS CONSTANTS DE 1978  
ELECTIONS GENERALES DE 1974, 1978, 1982, 1987 ET 1991**

Consumer Price Index  
Indice des prix à la consommation

	1986 - 100.0
November/Novembre	1974 - 41.6
October/Octobre	1978 - 57.2
October/Octobre	1982 - 85.8
October/Octobre	1987 - 105.6
September/septembre	1991 - 126.7

	1974		1978		1982		1987		1991	
	Actual	In 1978 Dollars	Actual	In 1978 Dollars	Actual	In 1978 Dollars	Actual	In 1978 Dollars	Actual	In 1978 Dollars
	Actuel	En dollars De 1978	Actuel	En dollars De 1978	Actuel	En dollars De 1978	Actuel	En dollars De 1978	Actuel	En Dollars De 1978
Parties/Partis	590,262	811,610	499,699	499,699	810,444	540,296	935,499	506,728	843,845	380,962
Candidates/Candidats	1,339,620	1,841,978	994,095	994,095	1,307,546	871,697	1,700,890	921,315	1,955,644	882,895
	<u>\$1,929,882</u>	<u>\$2,653,588</u>	<u>\$1,493,794</u>	<u>\$1,493,794</u>	<u>\$2,117,990</u>	<u>\$1,411,993</u>	<u>\$2,636,389</u>	<u>\$1,428,043</u>	<u>\$2,799,489</u>	<u>\$1,263,857</u>

ELECTION EXPENSE ANALYSIS  
1991 GENERAL ELECTION

ANALYSE DES DEPENSES ELECTORALES  
ELECTIONS GENERALES 1991

PARTY/PARTI	SPENDING LIMIT	AMOUNT SPENT	ACTUAL DIFFERENCE	% Under Limit
	LIMITE DE DEPENSES	MONTANT DEPENSE	DIFFERENCE ACTUELLE	% en dessous de limite
LIBERAL				
Party/Par.....	603,703	415,645	188,058	31
CandidateCandidats.....	1,045,631	812,884	232,747	22
	<u>\$1,649,334</u>	<u>\$1,228,529</u>	<u>420,805</u>	<u>25</u>
CONFEDERATION OF REGIONS - NB				
Party/Par.....	500,828	174,021	326,807	65
CandidateCandidats.....	864,526	274,606	589,920	68
	<u>\$1,365,354</u>	<u>\$448,627</u>	<u>\$916,727</u>	<u>67</u>
PROGRESSIVE-CONSERVATIVE PROGRESSISTE-CONSERVATEUR				
Party/Par.....	603,703	188,763	414,940	68
CandidateCandidats.....	1,045,631	590,388	455,243	43
	<u>\$1,649,334</u>	<u>779,151</u>	<u>870,183</u>	<u>52</u>
NEW DEMOCRATIC PARTY NOUVEAU PARTI DEMOCRATIQUE				
Party/Par.....	603,703	65,416	538,287	89
CandidateCandidats.....	1,045,631	277,677	767,954	73
	<u>\$1,649,334</u>	<u>343,093</u>	<u>\$1,306,241</u>	<u>79</u>
OTHERS/AUTRES				
CandidateCandidats.....	47,440	89	47,351	99
TOTALS/TOTAUX	<u>\$6,360,796</u>	<u>\$2,799,489</u>	<u>\$3,561,307</u>	<u>55</u>



**SUMMARY OF RECEIPTS AND DISBURSEMENTS**  
**For the period January 1, 1991 to December 31, 1991**

**RELEVÉ DES RECETTES ET DEPENSES**  
**Pour la période du 1er janvier 1991 au 31 décembre 1991**

RECEIPTS / RECETTES:	LIBERAL	CONFEDERATION OF REGIONS-NB	PROGRESSIVE	NEW	INDEPENDENT	TOTALS
			CONSERVATIVE	DEMOCRATIC	CANDIDATES	
			PROGRESSISTE	NOUVEAU PARTI	CANDIDATS	TOTAUX
			CONSERVATEUR	DEMOCRATIQUE	INDEPENDANTS	
- Memberships/Cotisations	\$ 692.00	\$ 11,967.97	\$ 9,269.35	\$ 137.00	\$ 0.00	\$ 22,066.32
- Registration Fees/Droits d'inscriptions	187.50	0.00	46,889.00	0.00	0.00	47,076.50
- Entrance Fees/Droits d'admission	36,766.20	6,667.44	3,852.78	0.00	0.00	47,286.42
- Total Contributions/Contributions totales	1,471,204.71	255,201.98	632,662.20	162,694.30	0.00	2,521,763.19
- Investment Income/Revenu d'investissement	39,095.11	4,084.29	8,748.26	689.93	0.00	52,617.59
- Transfers in from Related Organizations/ Transferts reçus d'autres organismes	805,551.25	233,549.83	54,824.92	140,157.08	0.00	1,234,083.08
- Transfers in from Previously Held Funds/ Transferts reçus des fonds et actifs antérieurs	180,250.00	0.00	10,850.00	0.00	0.00	191,100.00
- Proceeds from Loans/Produits d'imprunts	1,017,717.68	190,094.34	140,531.42	208,940.71	0.00	1,557,284.15
- Annual Allowance/Allocation annuelle	498,001.00	47,074.00	232,172.00	92,631.00	0.00	869,878.00
- Other Income/Autre revenu	112,009.63	192,435.79	59,739.75	14,323.19	0.00	378,508.36
<b>TOTAL RECEIPTS / RECETTES TOTALES</b>	<b>\$4,161,475.08</b>	<b>\$941,075.64</b>	<b>\$1,199,539.68</b>	<b>\$619,573.21</b>	<b>\$ 0.00</b>	<b>\$6,921,663.61</b>
<b>DISBURSEMENTS / DEPENSES:</b>						
- Non-Election Expenses/ Dépenses autres que les dépenses électorales	\$1,145,098.88	\$306,770.84	\$ 566,750.65	\$211,240.60	\$ 0.00	\$2,229,860.97
- Transfers to Related Organizations/ Transferts aux organismes reliés	1,934,620.49	496,645.78	779,815.23	349,671.52	0.00	3,560,753.02
- Repayment of Loans/Remboursement d'imprunts	994,300.22	37,094.34	13,774.73	47,598.48	0.00	1,092,767.77
<b>TOTAL DISBURSEMENTS / DEPENSES TOTALES</b>	<b>\$4,074,019.59</b>	<b>\$840,510.96</b>	<b>\$1,360,340.61</b>	<b>\$608,510.60</b>	<b>\$ 0.00</b>	<b>\$6,883,381.76</b>
<b>NET CASH SURPLUS (DEFICIENCY) SURPLUS (DEFICIT) NET D'ARGENT</b>	<b>\$ 87,455.49</b>	<b>\$100,564.68</b>	<b>\$ (160,800.93)</b>	<b>\$ 11,062.61</b>	<b>\$ 0.00</b>	<b>\$ 38,281.85</b>
- Value of Contributed Property/Services/ Valeur des biens et services contribués	25,698.00	4,240.00	7,561.72	1,135.00	89.08	38,723.80
<b>NET CASH SURPLUS (DEFICIENCY) FOR THE PERIOD SURPLUS (DEFICIT) NET POUR LA PERIODE</b>	<b>\$ 113,153.49</b>	<b>\$104,804.68</b>	<b>\$ (153,239.21)</b>	<b>\$ 12,197.61</b>	<b>\$89.08</b>	<b>\$ 77,005.65</b>

**DETAILED STATEMENT OF RECEIPTS AND DISBURSEMENTS**  
For the period January 1, 1991, to December 31, 1991

**RELEVÉ DÉTAILLÉ DES RECETTES ET DES DÉPENSES**  
Pour la période du 1er janvier 1991 au 31 décembre 1991

**LIBERAL PARTY/PARTI LIBÉRALE**

ASSOCIATION DE CIRCONSCRIPTION		COTISATIONS	DROITS D'INSCRIPTION	DROITS D'ADMISSION	CONTRIBUTIONS TOTALES	REVENU D'INVESTISSEMENT	TRANSFERTS RECUS D'AUTRES ORGANISMES	TRANSFERTS RECUS DES FONDS DES ACTIFS ANTERIEURS
#	DISTRICT ASSOCIATION	MEMBERSHIPS	REGISTRATION FEES	ENTRANCE FEES	TOTAL CONTRIBUTIONS	INVESTMENT INCOME	TRANSFERS IN FROM RELATED ORGANIZATIONS	TRANSFERS IN FROM PREVIOUSLY HELD FUNDS
01	Albert	\$ 0.00	\$ 0.00	\$ 3,285.00	\$ 0.00	\$ 0.00	\$ 4,717.69	\$ 0.00
02	Bathurst	0.00	0.00	0.00	0.00	227.21	9,210.00	0.00
03	Bay/Baie du Vin *	0.00	0.00	0.00	0.00	0.00	8,017.46	0.00
04	Kent South/-sud	0.00	0.00	0.00	0.00	95.24	15,701.00	0.00
05	Campbellton	0.00	0.00	0.00	0.00	22.22	20,018.50	0.00
06	Caraget	0.00	0.00	0.00	0.00	527.37	26,873.49	0.00
07	Carleton Centre	0.00	0.00	0.00	0.00	0.00	11,256.20	0.00
08	Carleton North/-nord	0.00	0.00	0.00	0.00	0.00	13,317.50	0.00
09	Carleton South/-sud	0.00	0.00	3,298.00	0.00	0.00	19,890.30	0.00
10	Charlotte Centre	0.00	0.00	0.00	0.00	0.00	12,245.12	0.00
11	Charlotte-Fundy *	0.00	0.00	0.00	0.00	0.00	6,054.64	0.00
12	Charlotte West/-ouest	0.00	0.00	0.00	0.00	57.13	1,765.00	0.00
13	Chatham	0.00	0.00	0.00	0.00	744.14	19,699.71	0.00
14	Dalhousie	0.00	0.00	0.00	0.00	897.50	9,309.17	0.00
15	Edmundston	0.00	0.00	0.00	0.00	0.00	17,756.66	0.00
16	Fredericton North/-nord	0.00	0.00	11,447.97	0.00	810.52	21,262.89	0.00
17	Fredericton South/-sud	0.00	0.00	0.00	0.00	584.21	16,842.50	0.00
18	Grand Falls/Grand-Sault	0.00	0.00	0.00	0.00	288.88	12,718.81	0.00
19	Kent Centre	0.00	0.00	0.00	0.00	0.36	17,217.00	0.00
20	Kings Centre	345.00	0.00	1,160.00	0.00	0.00	11,598.15	0.00
21	Kings East/-est	0.00	0.00	0.00	0.00	661.44	12,389.59	0.00
22	Kings West/-ouest	0.00	0.00	0.00	0.00	189.30	25,973.32	0.00
23	Kent North/-nord	0.00	0.00	0.00	0.00	825.60	9,497.00	0.00
24	Madawaska Centre	0.00	0.00	0.00	0.00	0.51	5,355.06	0.00
25	Madawaska-Les-Lacs	0.00	0.00	1,800.00	0.00	126.67	6,917.37	0.00
26	Madawaska South/-sud	0.00	0.00	0.00	0.00	151.48	7,545.00	0.00
27	Memramcook	0.00	0.00	0.00	0.00	0.57	19,595.38	0.00
28	Baie Miramichi Bay	0.00	0.00	0.00	0.00	0.27	13,246.30	0.00
29	Miramichi-Newcastle	0.00	0.00	0.00	0.00	966.14	20,357.30	0.00
30	Southwest Miramichi sud-ouest	0.00	0.00	0.00	0.00	437.54	8,955.63	0.00
31	Moncton East/-est	0.00	0.00	0.00	0.00	394.30	15,297.88	0.00
32	Moncton North/-nord	37.00	0.00	0.00	0.00	9.36	28,836.45	0.00
33	Moncton West/-ouest	0.00	0.00	0.00	0.00	621.68	11,604.15	0.00
34	Nepisiguit-Chaleur	0.00	0.00	0.00	0.00	549.99	7,320.00	0.00
35	Nigadoo-Chaleur *	310.00	187.50	0.00	4,154.71	0.63	0.00	0.00
36	Oromocto	0.00	0.00	3,970.00	0.00	0.00	7,174.48	0.00
37	Petitcodiac	0.00	0.00	0.00	0.00	582.00	9,557.88	0.00
38	Queens North/-nord	0.00	0.00	0.00	0.00	266.16	22,239.87	0.00
39	Queens South/-sud	0.00	0.00	0.00	0.00	171.90	6,917.08	0.00
40	Restigouche East/-est	0.00	0.00	0.00	0.00	0.00	13,478.45	0.00
41	Restigouche West/-ouest	0.00	0.00	0.00	0.00	0.00	14,000.00	0.00
42	Riverview	0.00	0.00	0.00	0.00	1,530.28	13,277.88	0.00
43	East Saint John/-est	0.00	0.00	0.00	0.00	0.00	9,889.78	0.00
44	Saint John-Fundy	0.00	0.00	0.00	0.00	74.92	10,074.57	0.00
45	Havre Saint John Harbour	0.00	0.00	0.00	0.00	0.00	5,677.40	0.00
46	Saint John North/-nord	0.00	0.00	0.00	0.00	397.63	8,501.40	0.00
47	Saint John Park/parc	0.00	0.00	0.00	0.00	0.00	5,908.90	0.00
48	Saint John South/-sud	0.00	0.00	0.00	0.00	0.00	15,876.76	0.00
49	Saint John West/-ouest	0.00	0.00	2,380.00	0.00	43.48	19,017.69	0.00
50	St. Stephen-Milltown	0.00	0.00	3,095.23	0.00	1,181.76	4,380.00	0.00
51	Shediac	0.00	0.00	0.00	0.00	72.75	18,171.99	0.00
52	Shippagan-Les-Iles	0.00	0.00	0.00	0.00	5.26	25,469.19	0.00
53	Sunbury	0.00	0.00	0.00	0.00	0.00	11,523.85	0.00
54	Tantramar	0.00	0.00	0.00	0.00	405.85	10,324.25	0.00
55	Tracadie	0.00	0.00	0.00	0.00	0.00	57,201.78	0.00
56	Victoria-Tobique	0.00	0.00	3,330.00	0.00	8.29	10,540.75	0.00
57	York North/-nord	0.00	0.00	3,000.00	0.00	1,033.48	14,346.68	0.00
58	York South/-sud	0.00	0.00	0.00	0.00	97.09	21,551.40	0.00
TOTAL/TOTALE PARTY/PARTI		\$692.00	\$187.50	\$36,766.20	\$ 4,154.71	\$15,061.11	\$803,464.25	\$ 0.00
		0.00	0.00	0.00	1,467,050.00	24,034.00	2,087.00	180,250.00
TOTALS/TOTAUX		\$692.00	\$187.50	\$36,766.20	\$1,471,204.71	\$39,095.11	\$805,551.25	\$180,250.00

\*As Filed - Tel que soumis

PRODUITS D'EMPRUNTS	AUTRE REVENU	RECETTES TOTALES	DEPENSES AUTRES QUE LES DEPENSES ELECTORALES	TRANSFERTS AUX ORGANISMES RELIES	REMBOURSEMENT D'EMPRUNTS	DEPENSES TOTALES	SURPLUS (DEFICIT) NET D'ARGENT	VALEUR DES BIENS ET SERVICES CONTRIBUES	SURPLUS (DEFICIT) NET POUR LA PERIODE
PROCEEDS FROM LOANS	OTHER INCOME	TOTAL RECEIPTS	NON-ELECTION EXPENSES	TRANSFERS TO RELATED ORGANIZATIONS	REPAYMENT OF LOANS	TOTAL DISBURSEMENT	NET CASH SURPLUS (DEFICIENCY) FOR THE PERIOD	VALUE OF CONTRIBUTED PROPERTY SERVICES	NET SUPLUS (DEFICIENCY) FOR THE PERIOD
\$ 9,500.00	\$ 282.94	\$ 17,785.63	\$ 4,907.17	\$ 10,000.00	\$ 3,500.00	\$ 18,407.17	\$ (621.54)	\$ 0.00	\$ (621.54)
0.00	13.25	9,450.46	3,215.07	11,400.00	0.00	14,615.07	(5,164.61)	0.00	(5,164.61)
4,000.00	2,900.00	14,917.46	6,148.40	13,895.22	0.00	20,043.62	(5,126.16)	0.00	(5,126.16)
0.00	404.41	16,200.65	7,277.63	17,157.31	0.00	24,434.94	(8,234.29)	0.00	(8,234.29)
1,000.00	0.00	21,040.72	10,976.60	11,004.00	0.00	21,980.60	(939.88)	0.00	(939.88)
16,385.02	0.00	43,785.88	13,639.71	22,576.75	13,076.97	49,293.43	(5,507.55)	0.00	(5,507.55)
0.00	3,522.81	14,779.01	5,223.87	9,422.50	0.00	14,646.37	132.64	0.00	132.64
1,382.61	804.10	15,504.21	5,683.64	12,462.61	0.00	18,146.25	(2,642.04)	0.00	(2,642.04)
0.00	2,002.18	25,190.48	11,887.68	14,112.50	0.00	26,000.18	(809.70)	0.00	(809.70)
0.00	182.00	12,427.12	2,933.15	11,500.00	0.00	14,433.15	(2,006.03)	0.00	(2,006.03)
0.00	0.00	6,054.64	1,977.83	9,000.00	0.00	10,977.83	(4,923.19)	0.00	(4,923.19)
3,700.00	502.00	6,024.13	2,148.80	7,090.22	0.00	9,239.02	(3,214.89)	0.00	(3,214.89)
0.00	74.44	20,518.29	11,053.85	10,000.00	0.00	21,053.85	(535.56)	0.00	(535.56)
200.00	0.00	10,406.67	2,204.85	12,000.00	0.00	14,204.85	(3,798.18)	0.00	(3,798.18)
10,000.00	0.00	27,756.66	8,021.30	11,025.00	10,000.00	29,046.30	(1,289.64)	0.00	(1,289.64)
0.00	100.00	33,621.38	31,021.87	27,641.90	0.00	58,663.77	(25,042.39)	0.00	(25,042.39)
0.00	0.00	17,426.71	13,786.10	24,650.88	0.00	38,436.98	(21,010.27)	0.00	(21,010.27)
0.00	51.09	13,058.78	4,306.15	13,000.00	0.00	17,306.15	(4,247.37)	0.00	(4,247.37)
0.00	0.00	17,217.36	7,212.24	10,500.00	0.00	17,712.24	(494.88)	0.00	(494.88)
10,000.00	499.00	23,602.15	6,389.68	17,603.33	0.00	23,993.01	(390.86)	0.00	(390.86)
0.00	35.00	13,086.03	5,516.16	17,480.00	0.00	22,996.16	(9,910.13)	0.00	(9,910.13)
5,000.00	104.00	31,266.62	13,545.55	15,637.86	0.00	29,183.41	2,083.21	0.00	2,083.21
0.00	0.00	10,322.60	2,155.03	8,532.25	0.00	10,687.28	(364.68)	0.00	(364.68)
12,000.00	0.00	17,355.57	2,626.16	13,000.00	0.00	15,626.16	1,729.41	0.00	1,729.41
4,933.00	0.00	13,777.04	4,391.69	11,029.60	550.00	15,971.29	(2,194.25)	0.00	(2,194.25)
5,094.80	271.75	13,063.03	5,604.14	11,000.00	4,936.23	21,540.37	(8,477.34)	0.00	(8,477.34)
0.00	1,901.80	21,497.75	3,670.20	17,940.38	0.00	21,610.58	(112.83)	0.00	(112.83)
7,600.00	2,248.25	23,094.82	7,855.86	16,037.50	1,119.44	25,012.80	(1,917.98)	0.00	(1,917.98)
3,000.00	785.00	25,108.44	11,436.80	16,118.75	3,000.00	30,555.55	(5,447.11)	0.00	(5,447.11)
0.00	313.95	9,707.12	4,242.95	14,175.00	0.00	18,417.95	(8,710.83)	0.00	(8,710.83)
0.00	0.00	15,692.18	6,684.19	14,500.00	0.00	21,184.19	(5,492.01)	0.00	(5,492.01)
0.00	483.15	29,365.96	7,983.02	24,673.50	0.00	32,656.52	(3,290.56)	0.00	(3,290.56)
0.00	0.00	12,225.83	8,759.62	18,200.00	0.00	26,959.62	(14,733.79)	0.00	(14,733.79)
2,100.00	0.00	9,969.99	5,881.69	11,163.05	0.00	17,044.74	(7,074.75)	0.00	(7,074.75)
0.00	0.00	4,652.84	3,840.21	0.00	0.00	3,840.21	812.63	0.00	812.63
0.00	575.93	11,720.41	2,913.70	9,318.36	0.00	12,232.06	(511.65)	0.00	(511.65)
10,000.00	0.00	20,139.88	2,301.71	20,000.00	0.00	22,301.71	(2,161.83)	0.00	(2,161.83)
0.00	0.00	22,506.03	13,989.04	12,500.00	0.00	26,489.04	(3,983.01)	0.00	(3,983.01)
0.00	5,077.35	12,166.33	6,078.45	10,000.00	0.00	16,078.45	(3,912.12)	0.00	(3,912.12)
0.00	488.01	13,966.46	7,788.93	9,882.70	0.00	17,671.63	(3,705.17)	0.00	(3,705.17)
5,000.00	0.00	19,000.00	1,915.11	14,000.00	0.00	15,915.11	3,084.89	0.00	3,084.89
2,060.00	0.00	16,868.16	4,089.56	15,676.68	0.00	19,766.24	(2,898.08)	0.00	(2,898.08)
12,000.00	1,760.33	23,650.11	7,117.17	19,000.00	0.00	26,117.17	(2,467.06)	0.00	(2,467.06)
5,000.00	0.00	15,149.49	1,787.49	13,275.95	0.00	15,063.44	86.05	0.00	86.05
4,000.00	261.78	9,939.18	1,318.19	8,618.54	0.00	9,936.73	2.45	0.00	2.45
0.00	0.00	8,899.03	1,441.50	11,202.78	0.00	12,644.28	(3,745.25)	0.00	(3,745.25)
7,800.00	50.00	13,758.90	1,204.81	13,160.00	0.00	14,364.81	(605.91)	0.00	(605.91)
0.00	1,412.00	17,288.76	1,179.88	15,126.45	0.00	16,306.33	982.43	0.00	982.43
5,000.00	0.00	26,441.17	6,156.27	17,370.69	0.00	23,526.96	2,914.21	0.00	2,914.21
0.00	234.07	8,891.06	4,100.26	12,288.07	0.00	16,388.33	(7,497.27)	0.00	(7,497.27)
10,000.00	0.00	28,244.74	5,858.58	19,200.00	5,000.00	30,058.58	(1,813.84)	0.00	(1,813.84)
10,462.25	0.00	35,936.70	14,566.36	18,462.25	0.00	33,028.61	2,908.09	0.00	2,908.09
4,000.00	2,310.00	17,833.85	4,744.41	13,029.50	0.00	17,773.91	59.94	0.00	59.94
0.00	644.38	11,374.48	5,929.42	15,150.91	0.00	21,080.33	(9,705.85)	0.00	(9,705.85)
0.00	0.00	57,201.78	15,820.08	18,000.00	3,117.58	36,937.66	20,264.12	0.00	20,264.12
0.00	0.00	13,879.04	5,514.39	13,300.00	0.00	18,814.39	(4,935.35)	0.00	(4,935.35)
6,500.00	800.45	25,680.61	9,705.48	25,500.00	0.00	35,205.48	(9,524.87)	0.00	(9,524.87)
0.00	2,542.21	24,190.70	10,968.23	20,722.50	0.00	31,690.73	(7,500.03)	0.00	(7,500.03)
\$ 177,717.68	\$ 33,637.63	\$ 1,071,681.08	\$ 390,697.88	\$ 830,315.49	\$ 44,300.22	\$ 1,265,313.59	\$ (193,632.51)	\$ 0.00	\$ (193,632.51)
840,000.00	576,373.00	3,089,794.00	754,401.00	1,104,305.00	950,000.00	2,808,706.00	281,088.00	25,698.00	306,786.00
\$ 1,017,717.68	\$ 610,010.63	\$ 4,161,475.08	\$ 1,145,098.88	\$ 1,934,620.49	\$ 994,300.22	\$ 4,074,019.59	\$ 87,455.49	\$ 25,698.00	\$ 113,153.49

**DETAILED STATEMENT OF RECEIPTS AND DISBURSEMENTS**  
For the period January 1, 1991, to December 31, 1991

**RELEVÉ DÉTAILLÉ DES RECETTES ET DES DÉPENSES**  
Pour la période du 1er janvier 1991 au 31 décembre 1991

**CONFEDERATION OF REGIONS - N.B.**

#	DISTRICT ASSOCIATION	ASSOCIATION DE CIRCSCRIPTION	DROITS D'INSCRIPTION	DROITS D'ADMISSIONS	CONTRIBUTIONS TOTALES	REVENU D'INVESTISSEMENT	TRANSFERTS RECUS D'AUTRES ORGANISMES	TRANSFERTS RECUS DES FONDS ET ACTIFS ANTERIEURS
		COTISATIONS	REGISTRATION FEES	ENTRANCE FEES	TOTAL CONTRIBUTIONS	INVESTMENT INCOME	TRANSFERS IN FROM RELATED ORGANIZATIONS	TRANSFERS IN FROM PREVIOUSLY HELD FUNDS
01	Albert	\$ 150.00	\$0.00	\$ 0.00	\$ 0.00	\$ 126.03	\$ 4,516.24	\$0.00
02	Bathurst	0.00	0.00	0.00	0.00	0.00	3,387.50	0.00
03	Bay/Bai du Vin	0.00	0.00	0.00	0.00	0.00	0.00	0.00
04	Kent South/-sud			NO REGISTERED	DISTRICT ASSOCIATION			
05	Campbellton	120.00	0.00	726.00	0.00	41.43	2,697.68	0.00
06	Caraquet			NO REGISTERED	DISTRICT ASSOCIATION			
07	Carleton Centre	571.00	0.00	0.00	0.00	8.54	375.12	0.00
08	Carleton North/-nord	720.00	0.00	0.00	0.00	0.00	3,388.35	0.00
09	Carleton South/-sud	1,085.00	0.00	0.00	0.00	209.03	2,712.05	0.00
10	Charlotte Centre			NO REGISTERED	DISTRICT ASSOCIATION			
11	Charlotte-Fundy	149.97	0.00	0.00	0.00	0.00	2,900.05	0.00
12	Charlotte West/-ouest	112.50	0.00	0.00	0.00	0.00	2,603.66	0.00
13	Chatham	177.50	0.00	0.00	0.00	22.04	2,353.16	0.00
14	Dalhousie	40.00	0.00	0.00	0.00	0.00	2,463.85	0.00
15	Edmundston			NO REGISTERED	DISTRICT ASSOCIATION			
16	Fredericton North/-nord	135.00	0.00	0.00	0.00	685.41	16,655.17	0.00
17	Fredericton South/-sud	165.00	0.00	0.00	0.00	0.00	5,432.34	0.00
18	Grand Falls/Grand-Sault			NO REGISTERED	DISTRICT ASSOCIATION			
19	Kent Centre	70.00	0.00	0.00	0.00	31.91	5,168.99	0.00
20	Kings Centre	145.00	0.00	0.00	0.00	48.12	1,501.40	0.00
21	Kings East/-est	0.00	0.00	0.00	0.00	0.00	1,415.00	0.00
22	Kings West/-ouest	80.00	0.00	0.00	0.00	0.00	5,971.87	0.00
23	Kent North/-nord			NO REGISTERED	DISTRICT ASSOCIATION			
24	Madawaska Centre			NO REGISTERED	DISTRICT ASSOCIATION			
25	Madawaska-les-Lacs			NO REGISTERED	DISTRICT ASSOCIATION			
26	Madawaska South/-sud			NO REGISTERED	DISTRICT ASSOCIATION			
27	Memramcook			NO REGISTERED	DISTRICT ASSOCIATION			
28	Baie Miramichi Bay	40.00	0.00	0.00	0.00	75.76	1,287.50	0.00
29	Miramichi-Newcastle	102.50	0.00	1,676.00	0.00	19.89	11,248.85	0.00
30	Southwest Miramichi sud-ouest	217.50	0.00	0.00	0.00	0.00	6,095.05	0.00
31	Moncton East/-est	185.00	0.00	0.00	0.00	0.00	2,186.45	0.00
32	Moncton North/-nord	0.00	0.00	0.00	0.00	124.21	6,494.38	0.00
33	Moncton West/-ouest	0.00	0.00	0.00	0.00	59.00	741.00	0.00
34	Nepisiguit-Chaleur			NO REGISTERED	DISTRICT ASSOCIATION			
35	Nigadoo-Chaleur			NO REGISTERED	DISTRICT ASSOCIATION			
36	Oromocto	282.50	0.00	0.00	0.00	0.00	5,813.85	0.00
37	Petitcodiac	411.00	0.00	0.00	0.00	9.85	12,909.14	0.00
38	Queens North/-nord	0.00	0.00	0.00	0.00	66.18	8,328.10	0.00
39	Queens South/-sud	47.50	0.00	2,865.44	0.00	0.00	6,194.71	0.00
40	Restigouche East/-est			NO REGISTERED	DISTRICT ASSOCIATION			
41	Restigouche West/-ouest	55.00	0.00	0.00	0.00	52.55	4,649.39	0.00
42	Riverview	0.00	0.00	0.00	0.00	139.77	4,482.81	0.00
43	East Saint John/-est	120.00	0.00	0.00	0.00	7.07	4,276.75	0.00
44	Saint John-Fundy	95.00	0.00	0.00	0.00	0.00	4,028.33	0.00
45	Havre Saint John Harbour	15.00	0.00	0.00	0.00	4.77	1,178.75	0.00
46	Saint John North/-nord	0.00	0.00	0.00	0.00	9.13	85.46	0.00
47	Saint John Park/Parc			NO REGISTERED	DISTRICT ASSOCIATION			
48	Saint John South/-sud			NO REGISTERED	DISTRICT ASSOCIATION			
49	Saint John West/-ouest	0.00	0.00	0.00	0.00	13.65	451.47	0.00
50	St. Stephen-Milltown	205.00	0.00	1,400.00	0.00	0.00	3,853.59	0.00
51	Shediac			NO REGISTERED	DISTRICT ASSOCIATION			
52	Shippagan-les-Iles			NO REGISTERED	DISTRICT ASSOCIATION			
53	Sunbury	51.50	0.00	0.00	0.00	110.24	12,748.86	0.00
54	Tantramar	30.00	0.00	0.00	0.00	61.16	3,733.84	0.00
55	Tracadie			NO REGISTERED	DISTRICT ASSOCIATION			
56	Victoria-Tobique	427.50	0.00	0.00	0.00	0.00	2,298.95	0.00
57	York North/-nord	112.50	0.00	0.00	0.00	317.64	14,825.42	0.00
58	York South/-sud	45.00	0.00	0.00	0.00	26.60	20,178.96	0.00
TOTAL/TOTALE		\$ 6,163.47	\$0.00	\$6,667.44	\$ 0.00	\$2,269.98	\$201,634.04	\$0.00
PARTY/PARTI		5,804.50	0.00	0.00	255,201.98	1,814.31	31,915.79	0.00
TOTALS/TOTAUX		\$11,967.97	\$0.00	\$6,667.44	\$255,201.98	\$4,084.29	\$233,549.83	\$0.00

PRODUIT D'EMPRUNTS	AUTRE REVENU	RECETTES TOTALES	DEPENSES AUTRES QUE LES DEPENSES ELECTORALES	TRANSFERTS AUX ORGANISMES RELIES	REMBOURSEMENT D'EMPRUNTS	DEPENSES TOTALES	SURPLUS (DEFICIT) NET D'ARGENT	VALEURS DES BIENS ET SERVICES CONTRIBUES	SURPLUS (DEFICIT) NET POUR LA PERIODE
PROCEEDS FROM LOANS	OTHER INCOME	TOTAL RECEIPTS	NON-ELECTION EXPENSES	TRANSFERS TO RELATED ORGANIZATIONS	REPAYMENT OF LOANS	TOTAL DISBURSEMENT	NET CASH SURPLUS (DEFICIENCY)	VALUE OF CONTRIBUTED PROPERTY SERVICES	NET SURPLUS (DEFICIENCY) FOR THE PERIOD
\$ 0.00	\$ 5,148.07	\$ 9,940.34	\$ 5,959.01	\$ 7,644.46	\$ 0.00	\$ 13,603.47	\$ (3,663.13)	\$ 0.00	\$ (3,663.13)
0.00	147.08	3,534.58	153.01	4,590.50	0.00	4,743.51	(1,208.93)	0.00	(1,208.93)
0.00	693.30	693.30	120.00	1,467.28	0.00	1,587.28	(893.98)	0.00	(893.98)
0.00	1,795.05	5,380.16	1,503.28	5,119.47	0.00	6,622.75	(1,242.59)	0.00	(1,242.59)
0.00	3,332.85	4,287.51	1,602.57	2,562.48	0.00	4,165.05	122.46	0.00	122.46
0.00	748.90	4,857.25	1,609.78	3,100.00	0.00	4,709.78	147.47	0.00	147.47
0.00	14,034.23	18,040.31	2,077.51	18,322.29	0.00	20,399.80	(2,359.49)	0.00	(2,359.49)
0.00	1,238.35	4,288.37	1,063.84	3,283.30	0.00	4,347.14	(58.77)	0.00	(58.77)
394.34	1,464.12	4,574.62	780.70	3,803.51	394.34	4,978.55	(403.93)	0.00	(403.93)
0.00	5,186.38	7,739.08	358.45	7,435.63	0.00	7,794.08	(55.00)	0.00	(55.00)
0.00	1,552.96	4,056.81	582.75	4,144.80	0.00	4,727.55	(670.74)	0.00	(670.74)
0.00	15,107.38	32,582.96	6,148.39	28,379.18	0.00	34,527.57	(1,944.61)	0.00	(1,944.61)
4,000.00	4,143.12	13,740.46	2,782.18	10,000.00	3,000.00	15,782.18	(2,041.72)	0.00	(2,041.72)
0.00	4,533.11	9,804.01	6,058.58	3,442.91	0.00	9,501.49	302.52	0.00	302.52
0.00	1,606.30	3,300.82	734.52	5,392.82	0.00	6,127.34	(2,826.52)	0.00	(2,826.52)
0.00	6,254.10	7,669.10	3,475.36	4,531.95	0.00	8,007.31	(338.21)	0.00	(338.21)
0.00	2,192.30	8,244.17	904.97	7,318.80	0.00	8,223.77	20.40	0.00	20.40
0.00	150.00	1,553.26	104.95	2,200.00	0.00	2,304.95	(751.69)	0.00	(751.69)
4,000.00	837.00	17,884.24	5,049.41	9,802.70	3,000.00	17,852.11	32.13	0.00	32.13
10,000.00	2,899.01	19,211.56	2,502.88	18,390.50	0.00	20,893.38	(1,681.82)	0.00	(1,681.82)
0.00	141.65	2,513.10	320.70	1,510.00	0.00	1,830.70	682.40	0.00	682.40
0.00	3,271.86	9,890.45	2,398.24	5,996.78	0.00	8,395.02	1,495.43	0.00	1,495.43
0.00	6,915.00	7,715.00	1,448.00	5,145.00	0.00	6,593.00	1,122.00	0.00	1,122.00
0.00	1,126.27	7,222.62	2,625.35	4,226.22	0.00	6,851.57	371.05	0.00	371.05
0.00	7,621.57	20,951.56	2,950.82	15,498.85	0.00	18,449.67	2,501.89	0.00	2,501.89
0.00	4,615.08	13,009.36	5,341.54	5,884.67	0.00	11,226.21	1,783.15	0.00	1,783.15
0.00	2,558.85	11,666.50	2,206.02	6,513.61	0.00	8,719.63	2,946.87	0.00	2,946.87
0.00	2,352.00	7,108.94	1,072.20	4,500.00	0.00	5,572.20	1,536.74	0.00	1,536.74
0.00	8,098.04	12,720.62	5,533.67	10,550.51	0.00	16,084.18	(3,363.56)	0.00	(3,363.56)
9,500.00	462.69	14,366.51	1,054.43	13,225.00	0.00	14,279.43	87.08	0.00	87.08
0.00	2,398.77	6,522.10	2,830.36	4,332.60	0.00	7,162.96	(640.86)	0.00	(640.86)
0.00	0.00	1,198.52	35.46	1,090.00	0.00	1,125.46	73.06	0.00	73.06
1,000.00	1,056.47	2,151.06	40.96	1,787.01	500.00	2,327.97	(176.91)	0.00	(176.91)
0.00	3,698.46	4,163.58	1.00	2,795.00	0.00	2,796.00	1,367.58	0.00	1,367.58
200.00	1,951.86	7,610.45	5,430.18	2,237.62	200.00	7,867.80	(257.35)	0.00	(257.35)
10,000.00	5,224.28	28,134.88	5,546.43	15,684.67	10,000.00	31,231.10	(3,096.22)	0.00	(3,096.22)
0.00	2,152.83	5,977.83	1,159.04	5,410.00	0.00	6,569.04	(591.21)	0.00	(591.21)
0.00	1,633.20	4,359.65	1,169.91	3,387.34	0.00	4,557.25	(197.60)	0.00	(197.60)
0.00	8,244.62	23,500.18	4,893.35	21,544.32	0.00	26,437.67	(2,937.49)	0.00	(2,937.49)
0.00	3,964.93	24,215.49	2,112.79	21,800.00	0.00	23,912.79	302.70	0.00	302.70
\$ 39,094.34	\$ 140,552.04	\$ 396,381.31	\$ 91,742.59	\$ 304,051.78	\$ 17,094.34	\$ 412,888.71	\$ (16,507.40)	\$ 0.00	\$ (16,507.40)
151,000.00	98,957.75	544,694.33	215,028.25	192,594.00	20,000.00	427,622.25	117,072.08	4,240.00	121,312.08
\$ 190,094.34	\$ 239,509.79	\$ 941,075.64	\$ 306,770.84	\$ 496,645.78	\$ 37,094.34	\$ 840,510.96	\$ 100,564.68	\$ 4,240.00	\$ 104,804.68

**DETAILED STATEMENT OF RECEIPTS AND DISBURSEMENTS**  
**For the period January 1, 1991, to December 31, 1991**

**RELEVÉ DÉTAILLÉ DES RECETTES ET DES DÉPENSES**  
**Pour la période du 1er janvier 1991 au 31 décembre 1991**

**PROGRESSIVE CONSERVATIVE PARTY/PROGRESSISTE-CONSERVATEUR**

ASSOCIATION DE CIRCSCRIPTION	COTISATIONS	DROITS D'INSCRIPTION	DROITS D'ADMISSION	CONTRIBUTIONS TOTALES	REVENU D'INVESTISSEMENT	TRANSFERTS RECUS D'AUTRES ORGANISMES	TRANSFERTS RECUS DES FONDS ET ACTIFS ANTERIEURS
# DISTRICT ASSOCIATION	MEMBERSHIPS	REGISTRATION FEES	ENTRANCE FEES	TOTAL CONTRIBUTIONS	INVESTMENT INCOME	TRANSFERS IN FROM RELATED ORGANIZATIONS	TRANSFERS IN FROM PREVIOUSLY HELD FUNDS
01 Albert	\$ 82.00	\$ 0.00	\$ 0.00	\$ 6,455.00	\$ 103.05	\$ 1,106.24	\$ 0.00
02 Bathurst				NO RETURN FILED			
03 Bay/Baie du Vin	0.00	0.00	0.00	4,725.00	0.00	238.50	0.00
04 Kent South/-sud	0.00	0.00	0.00	10,290.00	0.00	200.91	0.00
05 Campbellton	0.00	0.00	0.00	2,150.00	175.00	459.78	0.00
06 Caraquet	0.00	0.00	0.00	18,650.00	0.00	592.87	0.00
07 Carleton Centre	0.00	0.00	0.00	11,593.75	0.00	756.50	0.00
08 Carleton North/-nord	964.00	0.00	0.00	20,132.75	0.00	173.59	0.00
09 Carleton South/-sud				NO RETURN FILED			
10 Charlotte Centre	35.00	0.00	0.00	1,960.00	3.68	238.26	0.00
11 Charlotte-Fundy	0.00	220.00	0.00	3,005.00	0.00	50.00	0.00
12 Charlotte West/-ouest	0.00	0.00	0.00	2,543.13	920.71	1,924.44	0.00
13 Chatham	370.00	340.00	0.00	4,111.90	134.75	1,250.01	0.00
14 Dalhousie	0.00	0.00	0.00	3,410.00	0.00	94.52	0.00
15 Edmundston	0.00	0.00	0.00	6,575.00	42.90	0.00	0.00
16 Fredericton North/-nord	290.00	0.00	0.00	7,820.00	745.08	456.02	0.00
17 Fredericton South/-sud	34.00	0.00	0.00	12,442.00	806.63	0.00	0.00
18 Grand Falls/Grand-Sault	0.00	0.00	0.00	11,578.14	367.13	0.00	0.00
19 Kent Centre	0.00	0.00	0.00	0.00	0.00	0.00	0.00
20 Kings Centre	0.00	0.00	0.00	10,065.00	29.18	1,000.00	0.00
21 Kings East/-est	316.00	0.00	0.00	16,945.00	186.20	324.30	0.00
22 Kings West/-ouest	285.00	0.00	0.00	19,375.00	166.02	1,450.00	0.00
23 Kent North/-nord	0.00	0.00	0.00	0.00	0.00	3,022.59	0.00
24 Madawaska Centre	0.00	0.00	0.00	2,448.00	0.00	1,638.06	0.00
25 Madawaska-les-Lacs	0.00	0.00	0.00	5,490.00	0.83	0.00	0.00
26 Madawaska South/-sud	0.00	0.00	0.00	7,300.00	0.30	655.27	0.00
27 Memramcook	0.00	0.00	0.00	270.00	163.44	0.00	0.00
28 Baie Miramichi Bay	966.00	0.00	2,426.78	8,765.00	0.00	0.00	0.00
29 Miramichi-Newcastle	449.00	0.00	0.00	11,154.58	0.00	600.00	0.00
30 Southwest Miramichi sud-ouest	121.00	0.00	70.00	3,990.00	0.00	0.00	0.00
31 Moncton East/-est	0.00	0.00	0.00	3,120.00	849.90	1,410.70	0.00
32 Moncton North/-nord	38.00	525.00	0.00	5,495.00	87.77	1,410.70	0.00
33 Moncton West/-ouest	10.00	0.00	0.00	1,445.00	1,161.41	0.00	0.00
34 Nepisiguit-Chaleur	0.00	0.00	0.00	1,200.00	0.00	0.00	0.00
35 Nigadoo-Chaleur	0.00	0.00	0.00	0.00	0.39	0.00	0.00
36 Dromocto	111.75	0.00	0.00	7,916.00	4.47	0.00	0.00
37 Petitcodiac	0.00	920.00	0.00	17,113.00	0.00	1,706.20	0.00
38 Queens North/-nord	60.00	0.00	0.00	4,989.58	0.00	0.00	0.00
39 Queens South/-sud	0.00	0.00	0.00	2,665.00	194.54	0.00	0.00
40 Restigouche East/-est	0.00	43.00	0.00	320.00	402.17	0.00	0.00
41 Restigouche West/-ouest *	0.00	0.00	0.00	7,130.00	0.08	0.00	0.00
42 Riverview	0.00	0.00	0.00	5,259.00	6.51	2,087.68	0.00
43 East Saint John\est	0.00	0.00	0.00	9,340.64	0.00	37.23	0.00
44 Saint John-Fundy	290.00	0.00	0.00	11,487.00	0.00	1,735.79	0.00
45 Havre Saint John Harbour	19.00	280.00	0.00	4,155.00	0.00	0.00	0.00
46 Saint John North/-nord	199.00	0.00	0.00	6,648.67	45.02	2,904.87	0.00
47 Saint John Park/Parc	0.00	0.00	0.00	7,764.00	0.00	0.00	0.00
48 Saint John South/-sud	0.00	0.00	0.00	6,985.00	0.00	0.00	0.00
49 Saint John West/-ouest	0.00	0.00	0.00	10,009.78	360.48	375.77	0.00
50 St. Stephen-Milltown	787.00	490.00	1,356.00	2,798.32	15.69	0.00	10,850.00
51 Shediac	0.00	0.00	0.00	10,145.00	0.00	0.00	0.00
52 Shippagan-les-Iles	2,145.00	0.00	0.00	38,165.00	0.86	2.49	0.00
53 Sunbury				NO RETURN FILED			
54 Tantramar	0.00	0.00	0.00	2,600.00	4.86	1,274.73	0.00
55 Tracadie	0.00	0.00	0.00	4,405.00	0.00	433.32	0.00
56 Victoria-Tobique	0.00	0.00	0.00	8,890.00	2.35	349.75	0.00
57 York North/-nord	0.00	0.00	0.00	5,805.00	26.99	2,763.83	0.00
58 York South/-sud	734.60	0.00	0.00	5,390.00	1,480.69	0.00	0.00
<b>TOTAL/TOTALES</b>	<b>\$8,306.35</b>	<b>\$ 2,818.00</b>	<b>\$3,852.78</b>	<b>\$404,485.24</b>	<b>\$8,489.08</b>	<b>\$32,724.92</b>	<b>\$10,850.00</b>
<b>PARTY/PARTI</b>	<b>963.00</b>	<b>44,071.00</b>	<b>0.00</b>	<b>228,176.96</b>	<b>259.18</b>	<b>22,100.00</b>	<b>0.00</b>
<b>TOTALS/TOTAUX</b>	<b>\$9,269.35</b>	<b>\$46,889.00</b>	<b>\$3,852.78</b>	<b>\$632,662.20</b>	<b>\$8,748.26</b>	<b>\$54,824.92</b>	<b>\$10,850.00</b>

\* As Filed - Tel que soumis

PRODUITS D'EMPRUNTS	AUTRE REVENU	RECETTES TOTALES	DEPENSES AUTRE QUE LES DEPENSES ELECTORALES	TRANSFERTS AUX ORGANISMES RELIES	REMBOURSEMENT D'EMPRUNTS	DEPENSES TOTALES	SURPLUS (DEFICIT) NET D'ARGENT	VALEURS DES BIENS ET SERVICES CONTRIBUES	SURPLUS (DEFICIT) NET POUR LA PERIODE
PROCEEDS FROM LOANS	OTHER INCOME	TOTAL RECEIPTS	NON-ELECTION EXPENSES	TRANSFERS TO RELATED ORGANIZATIONS	REPAYMENT OF LOANS	TOTAL DISBURSEMENTS	NET CASH SURPLUS (DEFICIENCY)	VALUE OF CONTRIBUTED PROPERTY SERVICES	NET SURPLUS (DEFICIENCY) FOR THE PERIOD
\$ 0.00	\$ 1,617.94	\$ 9,364.23	\$ 3,447.68	\$ 8,578.10	\$ 0.00	\$ 12,025.78	\$ (2,661.55)	\$ 600.00	\$ (2,061.55)
6,972.00	900.00	12,835.50	987.13	12,254.55	0.00	13,241.68	(406.18)	0.00	(406.18)
0.00	40.00	10,530.91	2,345.02	8,615.00	0.00	10,960.02	(429.11)	600.00	170.89
5,500.00	57.00	8,341.78	1,709.35	9,562.67	0.00	11,272.02	(2,930.24)	0.00	(2,930.24)
8,000.00	0.00	27,242.87	4,277.94	22,473.23	0.00	26,751.17	491.70	0.00	491.70
0.00	1,577.50	13,927.75	4,203.36	8,459.80	0.00	12,663.16	1,264.59	0.00	1,264.59
0.00	3,006.51	24,276.85	14,971.05	11,050.31	0.00	26,021.36	(1,744.51)	0.00	(1,744.51)
0.00	608.10	2,845.04	1,436.07	1,755.00	0.00	3,191.07	(346.03)	0.00	(346.03)
2,000.00	0.00	5,275.00	1,824.82	4,402.00	0.00	6,226.82	(951.82)	350.00	(601.82)
0.00	0.00	5,388.28	1,903.09	13,240.45	0.00	15,143.54	(9,755.26)	0.00	(9,755.26)
0.00	0.00	6,206.66	918.00	7,435.95	0.00	8,353.95	(2,147.29)	0.00	(2,147.29)
0.00	0.00	3,504.52	488.52	2,650.00	0.00	3,138.52	366.00	200.00	566.00
3,200.00	20.00	9,837.90	576.60	10,270.00	0.00	10,846.60	(1,008.70)	0.00	(1,008.70)
17,500.00	0.00	26,811.10	4,424.33	20,605.18	10,500.00	35,529.51	(8,718.41)	350.00	(8,368.41)
0.00	348.26	13,630.89	4,685.70	29,500.00	0.00	34,185.70	(20,554.81)	150.00	(20,404.81)
0.00	0.00	11,945.27	1,851.77	8,484.30	0.00	10,336.07	1,609.20	0.00	1,609.20
0.00	0.00	0.00	29.50	0.00	0.00	29.50	(29.50)	0.00	(29.50)
0.00	4,255.12	15,349.30	3,296.50	14,965.30	0.00	18,261.80	(2,912.50)	1,386.92	(1,525.58)
0.00	563.39	18,334.89	2,583.16	15,585.18	0.00	18,168.34	166.55	0.00	166.55
8,000.00	0.00	29,276.02	10,651.15	21,584.46	0.00	32,235.61	(2,959.59)	1,302.85	(1,656.74)
0.00	614.71	3,637.30	598.20	3,290.40	0.00	3,888.60	(251.30)	0.00	(251.30)
4,000.00	7.77	8,093.83	1,281.02	6,448.00	0.00	7,729.02	364.81	0.00	364.81
4,765.61	0.00	10,256.44	317.00	9,265.61	0.00	9,582.61	673.83	0.00	673.83
6,000.00	0.00	13,955.57	1,667.25	13,094.00	0.00	14,761.25	(805.68)	0.00	(805.68)
0.00	0.00	433.44	1,457.25	0.00	0.00	1,457.25	(1,023.81)	0.00	(1,023.81)
5,500.00	0.00	17,657.78	4,690.25	10,808.69	0.00	15,498.94	2,158.84	0.00	2,158.84
4,854.00	4,034.80	21,092.38	4,420.87	16,345.00	0.00	20,765.87	326.51	0.00	326.51
5,440.00	0.00	9,621.00	1,301.87	9,779.01	0.00	11,080.88	(1,459.88)	0.00	(1,459.88)
0.00	0.00	5,380.60	2,917.74	6,500.00	0.00	9,417.74	(4,037.14)	0.00	(4,037.14)
0.00	241.07	7,797.54	1,834.75	5,475.07	0.00	7,309.82	487.72	0.00	487.72
0.00	0.00	2,616.41	2,331.07	13,742.80	0.00	16,073.87	(13,457.46)	0.00	(13,457.46)
0.00	491.41	1,691.41	30.00	1,661.41	0.00	1,691.41	0.00	0.00	0.00
0.00	0.00	0.39	0.00	0.00	0.00	0.00	0.39	0.00	0.39
6,000.00	728.58	14,760.80	1,298.61	13,323.80	0.00	14,622.41	138.39	0.00	138.39
0.00	0.00	19,739.20	5,646.77	20,000.00	0.00	25,646.77	(5,907.57)	150.00	(5,757.57)
0.00	482.31	5,531.89	2,613.61	5,313.32	0.00	7,926.93	(2,395.04)	0.00	(2,395.04)
0.00	0.00	2,859.54	876.69	9,931.02	0.00	10,807.71	(7,948.17)	0.00	(7,948.17)
0.00	0.00	765.17	335.85	3,089.96	0.00	3,425.81	(2,660.64)	0.00	(2,660.64)
0.00	0.00	7,130.08	2,580.00	0.00	0.00	2,580.00	4,550.08	1,020.00	5,570.08
3,000.00	189.30	10,542.49	2,752.25	8,700.00	0.00	11,452.25	(909.76)	0.00	(909.76)
0.00	1,850.00	11,227.87	23.87	11,200.00	0.00	11,223.87	4.00	65.00	69.00
5,000.00	0.00	18,512.79	4,825.67	16,564.54	0.00	21,390.21	(2,877.42)	0.00	(2,877.42)
4,000.00	66.00	8,520.00	1,087.40	7,580.00	0.00	8,667.40	(147.40)	300.00	152.60
0.00	209.60	10,007.16	4,324.50	11,917.34	0.00	16,241.84	(6,234.68)	861.95	(5,372.73)
4,146.77	200.00	12,110.77	818.94	9,146.77	0.00	9,965.71	2,145.06	0.00	2,145.06
4,000.00	865.00	11,850.00	1,584.93	9,200.00	0.00	10,784.93	1,065.07	0.00	1,065.07
1,500.00	89.81	12,335.84	4,163.06	16,800.00	0.00	20,963.06	(8,627.22)	100.00	(8,527.22)
0.00	529.72	16,826.73	3,116.73	13,710.24	0.00	16,826.97	(0.24)	0.00	(0.24)
0.00	0.00	10,145.00	1,750.80	15,675.00	0.00	17,425.80	(7,280.80)	0.00	(7,280.80)
1,153.04	0.00	41,466.39	22,464.90	21,200.00	0.00	43,664.90	(2,198.51)	0.00	(2,198.51)
2,000.00	33.19	5,912.78	365.37	4,033.19	1,274.73	5,673.29	239.49	0.00	239.49
8,000.00	139.10	12,977.42	812.02	13,115.00	0.00	13,927.02	(949.60)	125.00	(824.60)
2,000.00	595.00	11,837.10	762.04	11,075.00	0.00	11,837.04	0.06	0.00	0.06
8,000.00	1,569.38	18,165.20	2,990.22	13,700.00	2,000.00	18,690.22	(525.02)	0.00	(525.02)
10,000.00	128.82	17,734.11	1,803.30	28,219.49	0.00	30,022.79	(12,288.68)	0.00	(12,288.68)
\$140,531.42	\$ 26,059.39	\$ 638,117.18	\$156,455.54	\$591,376.14	\$13,774.73	\$ 761,606.41	\$(123,489.23)	\$7,561.72	\$(115,927.51)
0.00	265,852.36	561,422.50	410,295.11	188,439.09	0.00	598,734.20	(37,311.70)	0.00	(37,311.70)
\$140,531.42	\$291,911.75	\$1,199,539.68	\$566,750.65	\$779,815.23	\$13,774.73	\$1,360,340.61	\$(160,800.93)	\$7,561.72	\$(153,239.21)

DETAILED STATEMENT OF RECEIPTS AND DISBURSEMENTS  
For the period January 1, 1991, to December 31, 1991

RELEVÉ DÉTAILLÉ DES RECETTES ET DES DÉPENSES  
Pour la période du 1er janvier 1991 au 31 décembre 1991

NEW DEMOCRATIC PARTY/PARTI NOUVEAU DÉMOCRATIQUE

#	DISTRICT ASSOCIATION	ASSOCIATION DE CIRCSCRIPTION	DROITS D'INSCRIPTION	DROITS D'ADMISSION	CONTRIBUTIONS TOTALES	REVENU D'INVESTISSEMENT	TRANSFERTS RECUS D'AUTRES ORGANISMES	TRANSFERTS RECUS DES FONDS ET ACTIFS ANTERIEURS
		COTISATIONS	REGISTRATION FEES	ENTRANCE FEES	TOTAL CONTRIBUTIONS	INVESTMENT INCOME	TRANSFERS IN FROM RELATED ORGANIZATIONS	TRANSFERS IN FROM PREVIOUSLY HELD FUNDS
01	Aibert	\$ 0.00	\$0.00	\$0.00	\$ 0.00	\$ 0.00	\$ 1,952.00	\$0.00
02	Bathurst	0.00	0.00	0.00	0.00	0.00	1,412.00	0.00
03	Bay/Bai du Vin	0.00	0.00	0.00	0.00	0.00	270.00	0.00
04	Kent South/-sud	0.00	0.00	0.00	0.00	0.00	0.00	0.00
05	Campbellton	0.00	0.00	0.00	0.00	0.00	1,488.68	0.00
06	Caraquet	0.00	0.00	0.00	0.00	0.00	4,060.00	0.00
07	Carleton Centre	0.00	0.00	0.00	0.00	0.00	1,155.90	0.00
08	Carleton North/-nord	0.00	0.00	0.00	0.00	0.00	100.00	0.00
09	Carleton South/-sud	0.00	0.00	0.00	0.00	0.00	3,177.06	0.00
10	Charlotte Centre	0.00	0.00	0.00	0.00	0.00	4,135.68	0.00
11	Charlotte-Fundy	0.00	0.00	0.00	0.00	0.00	0.00	0.00
12	Charlotte West/-ouest	0.00	0.00	0.00	0.00	0.00	1,319.38	0.00
13	Chatham	0.00	0.00	0.00	0.00	0.00	1,156.00	0.00
14	Dalhousie	0.00	0.00	0.00	0.00	0.38	8,127.25	0.00
15	Edmundston	0.00	0.00	0.00	0.00	1.06	2,183.00	0.00
16	Fredericton North/-nord	0.00	0.00	0.00	0.00	0.00	6,339.50	0.00
17	Fredericton South/-sud	0.00	0.00	0.00	0.00	577.26	9,420.00	0.00
18	Grand Falls/Grand-Sault	0.00	0.00	0.00	0.00	0.00	0.00	0.00
19	Kent Centre	0.00	0.00	0.00	0.00	0.00	100.00	0.00
20	Kings Centre	4.00	0.00	0.00	0.00	46.18	1,473.93	0.00
21	Kings East/-est	0.00	0.00	0.00	0.00	0.00	2,800.00	0.00
22	Kings West/-ouest	-----	-----	-----	NO RETURN FILED	-----	-----	-----
23	Kent North/-nord	0.00	0.00	0.00	0.00	0.00	695.00	0.00
24	Madawaska Centre	-----	-----	-----	NO RETURN FILED	-----	-----	-----
25	Madawaska-les-Lacs	-----	-----	-----	NO RETURN FILED	-----	-----	-----
26	Madawaska South/-sud	-----	-----	-----	NO RETURN FILED	-----	-----	-----
27	Memramcook	0.00	0.00	0.00	0.00	7.41	202.50	0.00
28	Baie Miramichi Bay	0.00	0.00	0.00	0.00	0.00	1,474.00	0.00
29	Miramichi-Newcastle	0.00	0.00	0.00	0.00	0.00	7,479.27	0.00
30	Southwest Miramichi sud-ouest	0.00	0.00	0.00	0.00	0.00	3,021.22	0.00
31	Moncton East/-est	0.00	0.00	0.00	0.00	0.40	7,140.77	0.00
32	Moncton North/-nord	8.00	0.00	0.00	0.00	0.44	17,633.46	0.00
33	Moncton West/-ouest	4.00	0.00	0.00	0.00	0.50	225.00	0.00
34	Nepisiguit-Chaleur	0.00	0.00	0.00	0.00	0.00	380.00	0.00
35	Nigadoo-Chaleur	0.00	0.00	0.00	0.00	0.00	1,800.00	0.00
36	Oromocto	0.00	0.00	0.00	0.00	0.00	1,950.00	0.00
37	Petitcodiac	4.00	0.00	0.00	0.00	0.50	177.50	0.00
38	Queens North/-nord	0.00	0.00	0.00	0.00	0.00	0.00	0.00
39	Queens South/-sud	0.00	0.00	0.00	0.00	0.00	5,600.00	0.00
40	Restigouche East/-est	0.00	0.00	0.00	0.00	0.00	1,584.56	0.00
41	Restigouche West/-ouest	0.00	0.00	0.00	0.00	0.00	600.00	0.00
42	Riverview	0.00	0.00	0.00	0.00	0.50	812.00	0.00
43	East Saint John/-Jean est	0.00	0.00	0.00	0.00	0.00	1,222.00	0.00
44	Saint John-Fundy	0.00	0.00	0.00	0.00	0.00	560.00	0.00
45	Havre Saint-Jean/John Harbour	0.00	0.00	0.00	0.00	46.05	656.71	0.00
46	Saint-Jean/John North/-nord	0.00	0.00	0.00	0.00	5.03	2,273.00	0.00
47	Saint-Jean/John Park/parc	0.00	0.00	0.00	0.00	1.98	1,420.00	0.00
48	Saint-Jean/John South/-sud	0.00	0.00	0.00	0.00	0.00	7,480.31	0.00
49	Saint-Jean/John West/-ouest	0.00	0.00	0.00	0.00	2.24	870.00	0.00
50	St. Stephen-Milltown	-----	-----	-----	NO RETURN FILED	-----	-----	-----
51	Shediac	0.00	0.00	0.00	0.00	0.00	0.00	0.00
52	Shippagan-les-Iles	0.00	0.00	0.00	0.00	0.00	0.00	0.00
53	Sunbury	0.00	0.00	0.00	0.00	0.00	3,270.00	0.00
54	Tantramar	117.00	0.00	0.00	0.00	0.00	7,421.91	0.00
55	Tracadie	-----	-----	-----	NO RETURN FILED	-----	-----	-----
56	Victoria-Topique	0.00	0.00	0.00	0.00	0.00	2,117.22	0.00
57	York North/-nord	0.00	0.00	0.00	0.00	0.00	3,100.06	0.00
58	York South/-sud	0.00	0.00	0.00	0.00	0.00	8,320.21	0.00
TOTAL/TOTALES		\$137.00	\$0.00	\$0.00	\$ 0.00	\$689.93	\$140,157.08	\$0.00
PARTY/PARTI		0.00	0.00	0.00	162,694.30	0.00	0.00	0.00
TOTALS/TOTAUX		\$137.00	\$0.00	\$0.00	\$162,694.30	\$689.93	\$140,157.08	\$0.00



PRODUITS D'EMPRUNTS	AUTRE REVENU	RECETTES TOTALES	DEPENSES AUTRES QUE LES DEPENSES ELECTORALES	TRANSFERTS AUX ORGANISMES RELIES	REMBOURSEMENT D'EMPRUNTS	DEPENSES TOTALES	SURPLUS (DEFICIT) NET D'ARGENT	VALEURS DES BIENS ET SERVICES CONTRIBUES	SURPLUS (DEFICIT) NET POUR LA PERIODE
PROCEEDS FROM LOANS	OTHER INCOME	TOTAL RECEIPTS	NON-ELECTION EXPENSES	TRANSFERS TO RELATED ORGANIZATIONS	REPAYMENT OF LOANS	TOTAL DISBURSEMENT	NET CASH SURPLUS (DEFICIENCY)	VALUE OF CONTRIBUTED PROPERTY SERVICES	NET SURPLUS (DEFICIENCY) FOR THE PERIOD
\$ 0.00	\$ 0.00	\$ 1,952.00	\$ 100.00	\$ 1,852.00	\$ 0.00	\$ 1,952.00	\$ 0.00	\$ 0.00	\$ 0.00
0.00	0.00	1,412.00	0.00	1,694.50	0.00	1,694.50	(282.50)	0.00	(282.50)
0.00	0.00	270.00	100.00	170.00	0.00	270.00	0.00	0.00	0.00
0.00	0.00	0.00	0.00	0.00	0.00	0.00	0.00	0.00	0.00
0.00	71.63	1,560.31	0.00	1,300.00	0.00	1,300.00	260.31	0.00	260.31
0.00	1,100.00	5,160.00	0.00	5,160.00	0.00	5,160.00	0.00	0.00	0.00
0.00	0.00	1,155.90	0.50	750.00	0.00	750.50	405.40	0.00	405.40
0.00	0.00	100.00	22.00	90.00	0.00	112.00	(12.00)	0.00	(12.00)
0.00	100.00	3,277.06	218.40	2,810.00	0.00	3,028.40	248.66	0.00	248.66
0.00	0.00	4,135.68	59.74	4,075.94	0.00	4,135.68	0.00	0.00	0.00
0.00	0.00	0.00	0.00	0.00	0.00	0.00	0.00	0.00	0.00
0.00	0.00	1,319.38	150.78	1,198.29	0.00	1,349.07	(29.69)	0.00	(29.69)
0.00	0.00	1,156.00	100.00	1,056.00	0.00	1,156.00	0.00	0.00	0.00
0.00	592.25	8,719.88	388.25	7,591.25	0.00	7,979.50	740.38	0.00	740.38
0.00	0.00	2,184.06	5.00	2,088.00	0.00	2,093.00	91.06	0.00	91.06
11.75	847.37	7,198.62	58.60	7,486.87	0.00	7,545.47	(346.85)	0.00	(346.85)
0.00	1,203.56	11,200.82	735.95	20,210.00	0.00	20,945.95	(9,745.13)	0.00	(9,745.13)
0.00	0.00	0.00	20.30	0.00	0.00	20.30	(20.30)	0.00	(20.30)
0.00	0.00	100.00	100.00	0.00	0.00	100.00	0.00	0.00	0.00
2,928.96	381.32	4,834.39	783.80	4,967.16	98.84	5,849.80	(1,015.41)	0.00	(1,015.41)
0.00	173.00	2,973.00	19.15	2,948.50	0.00	2,967.65	5.35	0.00	5.35
0.00	0.00	695.00	0.00	AUCUN RAPPOR 695.00	0.00	695.00	0.00	0.00	0.00
0.00	0.00	209.91	15.70	202.50	0.00	218.20	(8.29)	0.00	(8.29)
0.00	0.00	1,474.00	100.00	1,374.00	0.00	1,474.00	0.00	0.00	0.00
0.00	389.81	7,869.08	112.95	7,721.08	0.00	7,834.03	35.05	0.00	35.05
0.00	0.00	3,021.22	100.00	2,921.22	0.00	3,021.22	0.00	0.00	0.00
0.00	470.21	7,611.38	494.41	7,025.77	0.00	7,520.18	91.20	0.00	91.20
0.00	1,605.14	19,247.04	6.00	18,554.50	0.00	18,560.50	686.54	0.00	686.54
0.00	0.00	229.50	0.00	325.00	0.00	325.00	(95.50)	0.00	(95.50)
0.00	335.00	715.00	0.00	715.00	0.00	715.00	0.00	0.00	0.00
0.00	0.00	1,800.00	0.00	1,800.00	0.00	1,800.00	0.00	0.00	0.00
0.00	143.00	2,093.00	187.41	2,050.00	0.00	2,237.41	(144.41)	0.00	(144.41)
0.00	0.00	182.00	0.00	640.00	0.00	640.00	(458.00)	0.00	(458.00)
0.00	0.00	0.00	0.00	0.00	0.00	0.00	0.00	0.00	0.00
0.00	321.92	5,921.92	0.00	5,562.69	0.00	5,562.69	359.23	0.00	359.23
0.00	0.00	1,584.56	540.59	1,545.00	0.00	2,085.59	(501.03)	0.00	(501.03)
0.00	0.00	600.00	39.73	600.00	0.00	639.73	(39.73)	0.00	(39.73)
0.00	0.00	812.50	4.21	850.00	0.00	854.21	(41.71)	0.00	(41.71)
0.00	0.00	1,222.00	766.15	8,000.00	0.00	8,766.15	(7,544.15)	0.00	(7,544.15)
0.00	0.00	560.00	0.00	560.00	0.00	560.00	0.00	0.00	0.00
0.00	0.00	702.76	100.00	656.71	0.00	756.71	(53.95)	0.00	(53.95)
0.00	0.00	2,278.03	100.00	2,099.71	0.00	2,199.71	78.32	0.00	78.32
0.00	0.00	1,421.98	100.00	1,600.00	0.00	1,700.00	(278.02)	0.00	(278.02)
0.00	477.00	7,957.31	1,097.20	6,510.00	0.00	7,607.20	350.11	0.00	350.11
0.00	0.00	872.24	200.00	1,320.00	0.00	1,520.00	(647.76)	0.00	(647.76)
0.00	0.00	0.00	0.00	AUCUN RAPPOR 0.00	0.00	0.00	0.00	0.00	0.00
0.00	0.00	0.00	0.00	0.00	0.00	0.00	0.00	0.00	0.00
0.00	0.00	3,270.00	269.60	2,743.00	0.00	3,012.60	257.40	0.00	257.40
6,000.00	1,465.41	15,004.32	2,137.26	11,238.99	0.00	13,376.25	1,628.07	0.00	1,628.07
0.00	0.00	0.00	0.00	AUCUN RAPPOR 0.00	0.00	0.00	0.00	0.00	0.00
0.00	393.10	2,510.32	383.66	2,126.66	0.00	2,510.32	0.00	0.00	0.00
0.00	155.00	3,255.06	248.42	1,008.00	1,996.39	3,252.81	2.25	0.00	2.25
0.00	808.54	9,128.75	531.30	7,704.50	0.00	8,235.80	892.95	0.00	892.95
\$ 8,940.71	\$ 11,033.26	\$160,957.98	\$ 10,397.06	\$163,597.84	\$ 2,095.23	\$176,090.13	\$ (15,132.15)	\$ 0.00	\$ (15,132.15)
200,000.00	95,920.93	458,615.23	200,843.54	186,073.68	45,503.25	432,420.47	26,194.76	1,135.00	27,329.76
\$208,940.71	\$106,954.19	\$619,573.21	\$211,240.60	\$349,671.52	\$47,598.48	\$608,510.60	\$ 11,062.61	\$1,135.00	\$ 12,197.61

**DETAILED STATEMENT OF RECEIPTS AND DISBURSEMENTS  
For the period January 1, 1991, to December 31, 1991**

**RELEVÉ DÉTAILLÉ DES RECETTES ET DES DÉPENSES  
Pour la période du 1er janvier 1991 au 31 décembre 1991**

**INDEPENDENT CANDIDATES/CANDIDATS INDEPENDENTS**

ASSOCIATION DE CIRCONSCRIPTION	COTISATIONS	DROITS D'INSCRIPTION	DROITS D'ADMISSION	CONTRIBUTIONS TOTALES	REVENU D'INVESTISSEMENT	TRANSFERTS RECUS D'AUTRES ORGANISMES	TRANSFERTS RECUS DES FONDS ET ACTIFS ANTÉRIEURS
# DISTRICT ASSOCIATION	MEMBERSHIPS	REGISTRATION FEES	ENTRANCE FEES	TOTAL CONTRIBUTIONS	INVESTMENT INCOME	TRANSFERS IN FROM RELATED ORGANIZATIONS	TRANSFERS IN FROM PREVIOUSLY HELD FUNDS
17 Fredericton South\sud 35 Nigadoo-Chaleur	\$0.00	\$0.00	\$0.00	\$0.00	\$0.00	\$0.00	\$0.00
	----- NO RETURN FILED -----						\$0.00
<b>TOTAL/TOTALE</b>	\$0.00	\$0.00	\$0.00	\$0.00	\$0.00	\$0.00	\$0.00

PRODUITS D'EMPRUNTS	AUTRE REVENU	RECETTES TOTALES	DEPENSES AUTRES QUE LES DEPENSES ELECTORALES	TRANSFERTS AUX ORGANISMES RELIES	REMBOURSEMENT D'EMPRUNTS	DEPENSES TOTALES	SURPLUS (DEFICIT) NET D'ARGENT	VALEUR DES BIENS ET SERVICES CONTRIBUES	SURPLUS (DEFICIT) NET POUR LA PERIODE
PROCEEDS FROM LOANS	OTHER INCOME	TOTAL RECEIPTS	NON-ELECTION EXPENSES	TRANSFERS TO RELATED ORGANIZATIONS	REPAYMENT OF LOANS	TOTAL DISBURSEMENTS	NET CASH SURPLUS (DEFICIENCY)	VALUE OF CONTRIBUTED PROPERTY SERVICES	NET SURPLUS (DEFICIENCY) FOR THE PERIOD
\$0.00	\$0.00	\$0.00	\$0.00	\$0.00	\$0.00	\$0.00	\$0.00	\$89.08	\$89.08
					AUCUN RAPPORT SOUMIS				
\$0.00	\$0.00	\$0.00	\$0.00	\$0.00	\$0.00	\$0.00	\$0.00	\$89.08	\$89.08

**SCHEDULE 7 - ANNEXE 7**

**PARTIES, DISTRICT ASSOCIATIONS AND INDEPENDENT CANDIDATES  
For the period January 1, 1991 to December 31, 1991**

**RELEVÉ DES CONTRIBUTIONS  
PARTIS, ASSOCIATIONS DE CIRCONSCRIPTION ET CANDIDATS INDEPENDANTS  
Pour la période du 1er janvier 1991 au 31 décembre 1991**

	LIBERAL	CONFEDERATION OF REGIONS - NB	PROGRESSIVE CONSERVATIVE PROGRESSISTE- CONSERVATEUR	NEW DEMOCRATIC PARTY NOUVEAU PARTI DEMOCRATIQUE	INDEPENDENT CANDIDATES CANDIDATS INDEPENDANTS	TOTALS TOTALS
Individuals of \$100 or Less/ Individus de 100\$ ou moins	230,898	\$106,372	\$103,773	58,353	0	499,396
Individuals of More than \$100/ Individus excédant 100\$	257,883	115,426	160,074	79,677	0	613,060
Corporations	982,424	33,404	367,515	2,407	0	1,385,750
Trade Unions/Syndicats	0	0	1,300	22,257	0	23,557
Property/Services Biens et services	25,698	4,240	7,562	1,135	89	38,724
<b>TOTALS/TOTAUX</b>	<b>\$1,496,903</b>	<b>\$259,442</b>	<b>\$640,224</b>	<b>\$163,829</b>	<b>\$89</b>	<b>\$2,560,487</b>

**SCHEDULE 8 - ANNEXE 8**

**PAYMENTS TO POLITICAL PARTIES AND CANDIDATES  
April 1, 1991 to March 31, 1992**

**VERSEMENTS AUX PARTIS POLITIQUES ET CANDIDATS  
du premier avril 1991 au 31 mars 1992**

	ALLOCATION ANNUELLE ANNUAL ALLOWANCE	REBOURSEMENT DE FRAIS DE VERIFICATION AUDIT FEE REIMBURSEMENT	REBOURSEMENT DE DEPENSES ELECTORALES CANDIDATS ELECTION EXPENSE REIMBURSEMENTS CANDIDATES	TOTALS
LIBERAL	\$498,001	2,000	\$395,706	895,707
CONFEDERATION OF REGIONS - NB	47,074	1,873	195,109	244,056
PROGRESSIVE CONSERVATIVE/ PROGRESSISTE CONSERVATEUR	232,172	6,000	248,300	486,472
NEW DEMOCRATIC PARTY/ NOUVEAU PARTI DEMOCRATIQUE	92,631	2,000	86,011	180,642
<b>TOTALS/TOTAUX</b>	<b>\$869,878</b>	<b>\$11,873</b>	<b>\$925,126</b>	<b>\$1,806,877</b>

**SCHEDULE 9 - ANNEXE 9**

**SUMMARY OF PREVIOUSLY HELD FUNDS  
RELEVÉ DES FONDS ET ACTIFS ANTERIEURS  
AS AT - AU**

	SEPTEMBER 13, 1978 13 SEPTEMBRE 1978	DECEMBER 31, 1991 31 DECEMBRE 1991
LIBERAL	\$438,765	\$230,649
PROGRESSIVE CONSERVATIVE/ PROGRESSISTE-CONSERVATEUR	\$215,675	\$31,201
NEW DEMOCRATIC PARTY/ NOUVEAU PARTI DEMOCRATIQUE	\$7,141	\$0