

WEEKLY NEW BRUNSWICK INFLUENZA REPORT
Reporting period: December 12 – December 18, 2010 (week 50)

Summary

Low influenza activity and no positive influenza detections in New Brunswick

During week 50, the ILI consultation rate was similar to the previous week and was slightly below the expected range for this time of year. There is also no indication of positive influenza detections so far this season in New Brunswick. No ILI/influenza outbreaks were reported for week 50.

Worldwide, increasing activity has been observed across parts of Europe, most notably in the United Kingdom, indicating the start of wintertime influenza epidemics in several countries. Influenza activity is also increasing in other temperate regions of the Northern Hemisphere, including East Asia and North America where there is evidence of the beginnings of the local winter influenza season. Worldwide, influenza A(H3N2), B, and H1N1 (2009) viruses are co-circulating with significant regional heterogeneity in the predominant circulating influenza viruses.

*No update was available on the National Influenza Activity at the time of this report.

1) Influenza Laboratory Data

Surveillance specimens are submitted by recruited New Brunswick Sentinel Practitioner Influenza Network (NB SPIN) practitioners, which are comprised of 1 site in Urgent Care, 8 sites in Emergency Rooms, 6 sites in Family Practice, 3 sites in First Nations communities, 1 site in a Nursing Home, 4 sites in Universities and 9 sites in Community Health Centres. Diagnostic specimens are submitted by physicians in the community/hospital setting. Influenza laboratory data is comprised of results from surveillance and diagnostic specimens. All laboratory specimens are tested using a real-time PCR assay, which is a rapid detection method designed for detection of all known variants of influenza A and B. All laboratory-confirmed cases are reported for the week when laboratory confirmation was received.

Graph 1: Number and percent of positive influenza specimens in New Brunswick, by week, up to December 18, 2010 (data source: G. Dumont lab results)

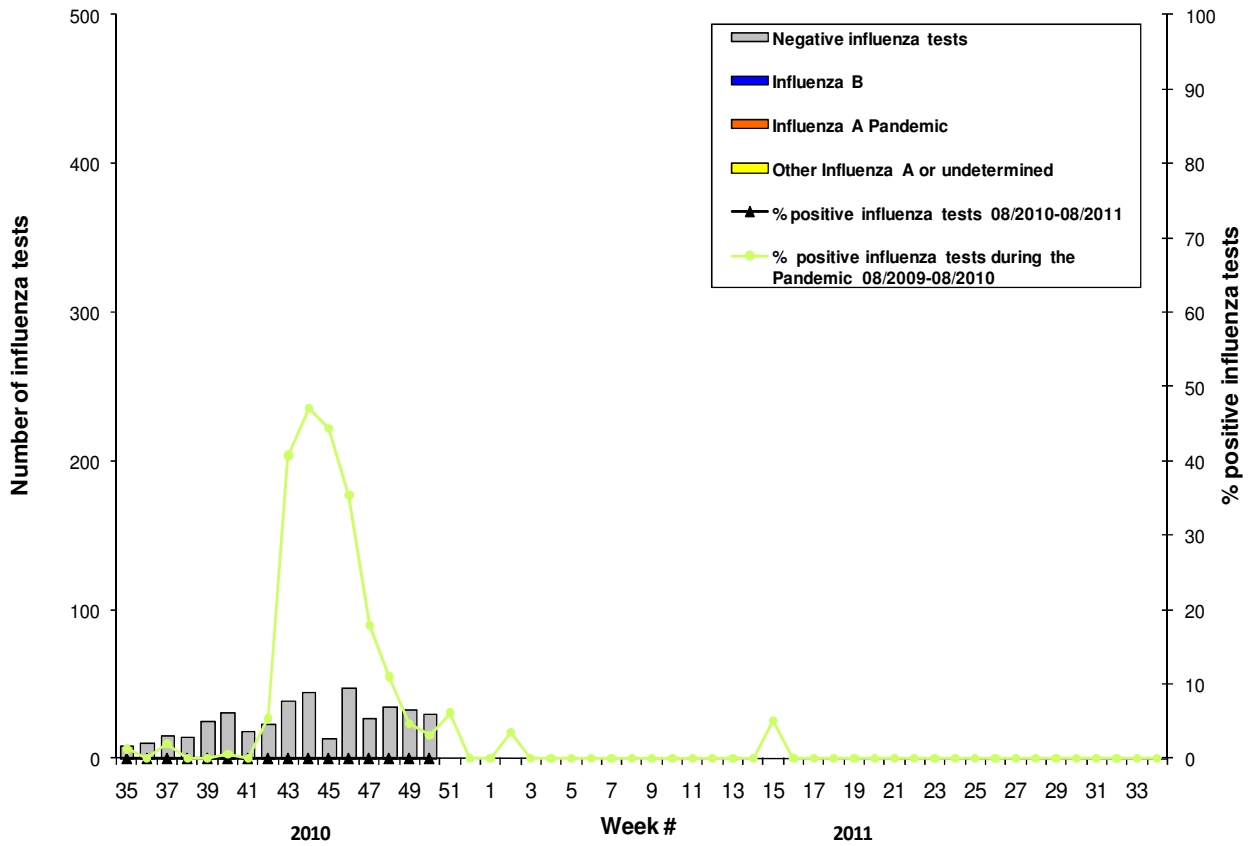


Table 1: Positive influenza test results by Health Region in New Brunswick up to December 18, 2010 (data source: G. Dumont lab results)

	Activity level ¹	Reporting period: 12/12/10 –18/12/10				Influenza B	Cumulative: (2010/2011 season) 29/08/10 –18/12/10				Influenza B	Cumulative: (2009/2010 season) 30/08/09 –28/08/10		
		Influenza A					Influenza A					Influenza A		Influenza B
		A(H1)	A(H3)	Pand H1N1	A (unsub)		A(H1)	A(H3)	Pand H1N1	A (unsub)		Non-Pandemic or undeterm.	Pand (H1N1)	
Region 1	No activity	0	0	0	0	0	0	0	0	0	0	2	793	0
Region 2	No activity	0	0	0	0	0	0	0	0	0	0	0	292	1
Region 3	No activity	0	0	0	0	0	0	0	0	0	0	1	221	0
Region 4	No activity	0	0	0	0	0	0	0	0	0	0	0	290	0
Region 5	No activity	0	0	0	0	0	0	0	0	0	0	0	96	0
Region 6	No activity	0	0	0	0	0	0	0	0	0	0	0	114	0
Region 7	No activity	0	0	0	0	0	0	0	0	0	0	0	68	0
Total NB		0	0	0	0	0	0	0	0	0	0	3	1874	1

¹ Influenza activity level definition is available on the PHAC FluWatch website: <http://www.phac-aspc.gc.ca/fluwatch/08-09/def08-09-eng.php>

2) ILI Consultation Rates

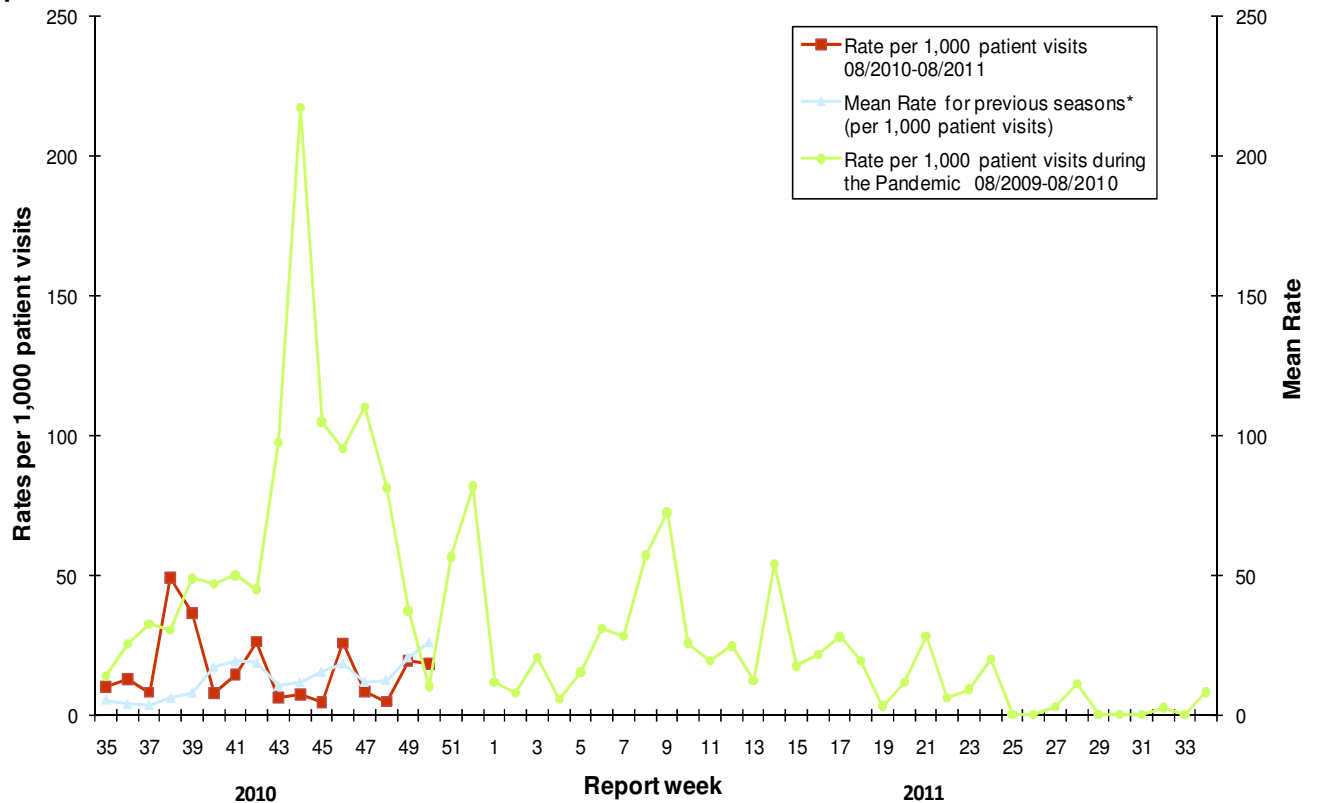
A total of 40 practitioner sites (15 FluWatch sentinel physicians and 25 NB SPIN sites) are recruited this season to report the number of ILI patients and total patient consultations one day during a reporting week.

During week 50:

17 practitioner sites (8 FluWatch and 9 NB SPIN) reported a total of 7 cases of ILI of the 383 patients seen for any reason during this reporting period.

For week 50, the ILI consultation rate was 18.3 consultations per 1,000 patient visits which is a similar rate than the week before and slightly below the expected levels for this time of year. The sentinel response rate was 53% for the FluWatch sentinel physicians and 36% for the NB SPIN practitioners.

Graph 2: ILI Consultation Rates in New Brunswick, by report week, season 2010/11 compared to previous seasons*



* The mean rate was based on data from the 1996/97 to 2008/2009 seasons and excludes the Pandemic.

3) ILI and Laboratory-Confirmed Outbreak Data

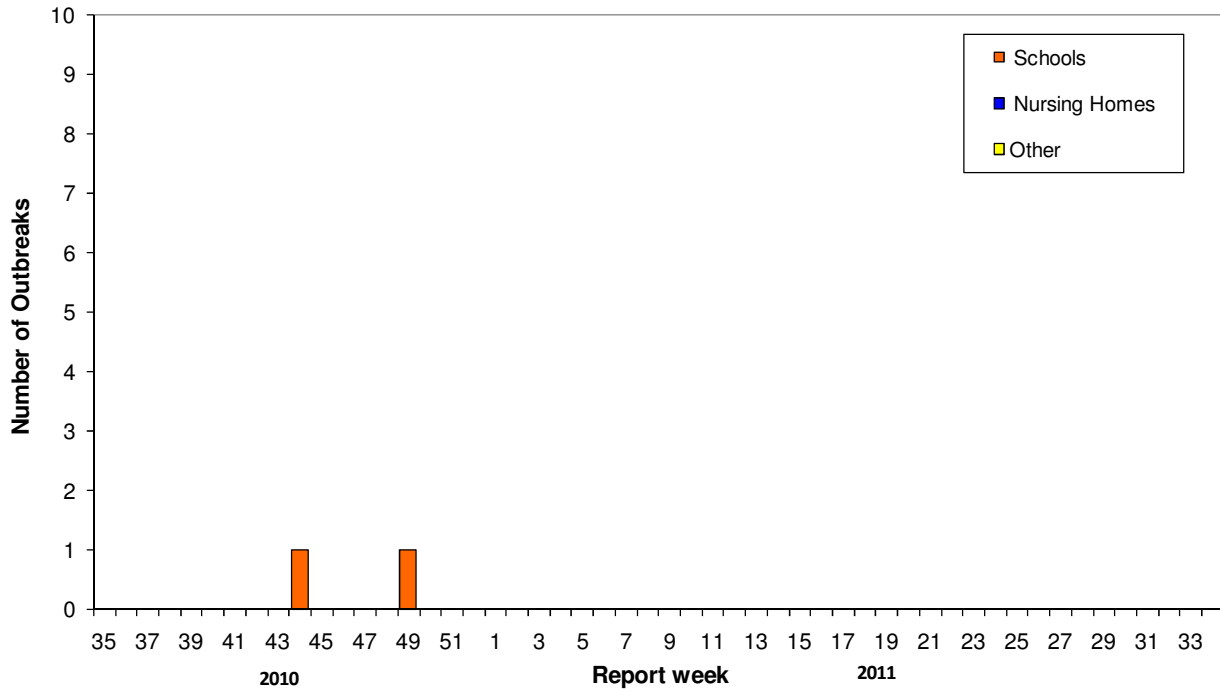
Table 2: ILI activity/outbreaks in New Brunswick nursing homes and schools for the reporting week, and cumulative numbers for the 2009/2010 and 2010/2011 seasons, by Health Region.

	Reporting period: 12/12/10 –18/12/10			Cumulative # of outbreaks (current season) 2010-2011	Cumulative # of outbreaks (past season) 2009-2010
	Lab-confirmed outbreaks in Nursing Homes*	Schools reporting ILI outbreaks**	Lab-confirmed outbreaks in Other Settings*		
Region 1	0 out of 13	0 out of 74	0	0	16
Region 2	0 out of 15	0 out of 81	0	0	49
Region 3	0 out of 14	0 out of 95	0	0	38
Region 4	0 out of 6	0 out of 22	0	0	9
Region 5	0 out of 2	0 out of 18	0	1	5
Region 6	0 out of 9	0 out of 36	0	0	2
Region 7	0 out of 4	0 out of 27	0	1	11
Total NB	0 out of 63	0 out of 353	0	2	130

*Two or more ILI cases within a seven day period, including at least one laboratory-confirmed case of influenza. Outbreaks are reported in the week when laboratory confirmation is received.

**Schools reporting greater than 10% absenteeism (or absenteeism that is higher (e.g. >5-10%) than expected level as determined by school or Public Health Authority) which is likely due to ILI.

Graph 3: Number of Influenza Outbreaks in Nursing Homes¹ and ILI Outbreaks in Schools² reported to Public Health in New Brunswick, by report week, season 2010/11.



¹ The National FluWatch definition of an outbreak in a nursing home is stated as two or more cases of ILI within a seven-day period, including at least one laboratory confirmed case.

² The National FluWatch definition of an ILI outbreak in a school is stated as absenteeism greater than 10% (or absenteeism that is higher (e.g.>5-10%) than expected level as determined by school or Public Health Authority) which is likely due to ILI.

National Flu Watch Program - Additional information on influenza activity in Canada and around the world is available on the Public Health Agency of Canada's website at:

www.phac-aspc.gc.ca/fluwatch/index.html

More information on the Pandemic H1N1 Flu virus in New Brunswick is available on the NB Health website at: <http://www.gnb.ca/cnb/Promos/Flu/index-e.asp>

Prepared by the Communicable Disease Control Unit
Office of the Chief Medical Officer of Health, Tel: (506) 444-3044