

WEEKLY NEW BRUNSWICK INFLUENZA REPORT
Reporting period: April 1, 2012 – April 7, 2012 (week 14)

Summary

In New Brunswick, continued increase (since week 11) in percent positive lab results

New Brunswick:

- There have been 39 positive influenza detections during week 14, 1 influenza A (H1N1) pdm09 and 38 influenza B.
- The ILI consultation rate was low and is below the expected range for this time of year.
- 4 new ILI school outbreaks were reported.

Canada:

- Overall Influenza activity continues to decline; however activity remains elevated in some regions of the country (i.e. Atlantic Region, Ontario, Alberta & British Columbia).
- 762 laboratory detections of influenza were reported, proportion of positive tests was 22.5%. The proportion of positive detections for influenza B declined and increased for influenza A compared to the previous week.
- The ILI consultation rate was within the expected levels for this time of year. 48 influenza or ILI outbreaks were reported: 27 in long-term care facilities, 5 in schools, 4 in hospitals and 12 in other settings.

International:

- United States: On April 12, the CDC reported one new case of human infection with a novel influenza A virus in a child in Utah. The child was infected with an influenza A (H3N2) variant virus similar to those identified in the 12 human infections that occurred between July and November 2011. The child has recovered and contact with swine in the week preceding onset of the child's illness was reported. No such cases have been reported in Canada.

1) Influenza Laboratory Data¹

- Continued increase in percent positive lab results (since week 11).
- 39 influenza detections were reported during that period.
- Since the beginning of the season, 164 positive influenza detections have been reported; 24 were influenza A (H1N1)pdm09 (15%), 15 were influenza A (H3)(9%) and 125 were influenza B viruses(76%).

¹ Surveillance specimens are submitted by recruited New Brunswick Sentinel Practitioner Influenza Network (NB SPIN) practitioners, which are comprised of 7 sites in Emergency Rooms, 5 sites in Family Practice, 3 sites in First Nations communities, 1 site in a Nursing Home, 3 sites in Universities and 8 sites in Community Health Centers. Diagnostic specimens are submitted by physicians in the community/hospital setting. Influenza laboratory data is comprised of results from surveillance and diagnostic specimens. All laboratory specimens are tested using a real-time PCR assay, which is a rapid detection method designed for detection of all known variants of influenza A and B. All laboratory-confirmed cases are reported for the week when laboratory confirmation was received.

Graph 1: Number and percent of positive influenza specimens in New Brunswick, by week, up to April 7, 2012 (data source: G. Dumont lab results)

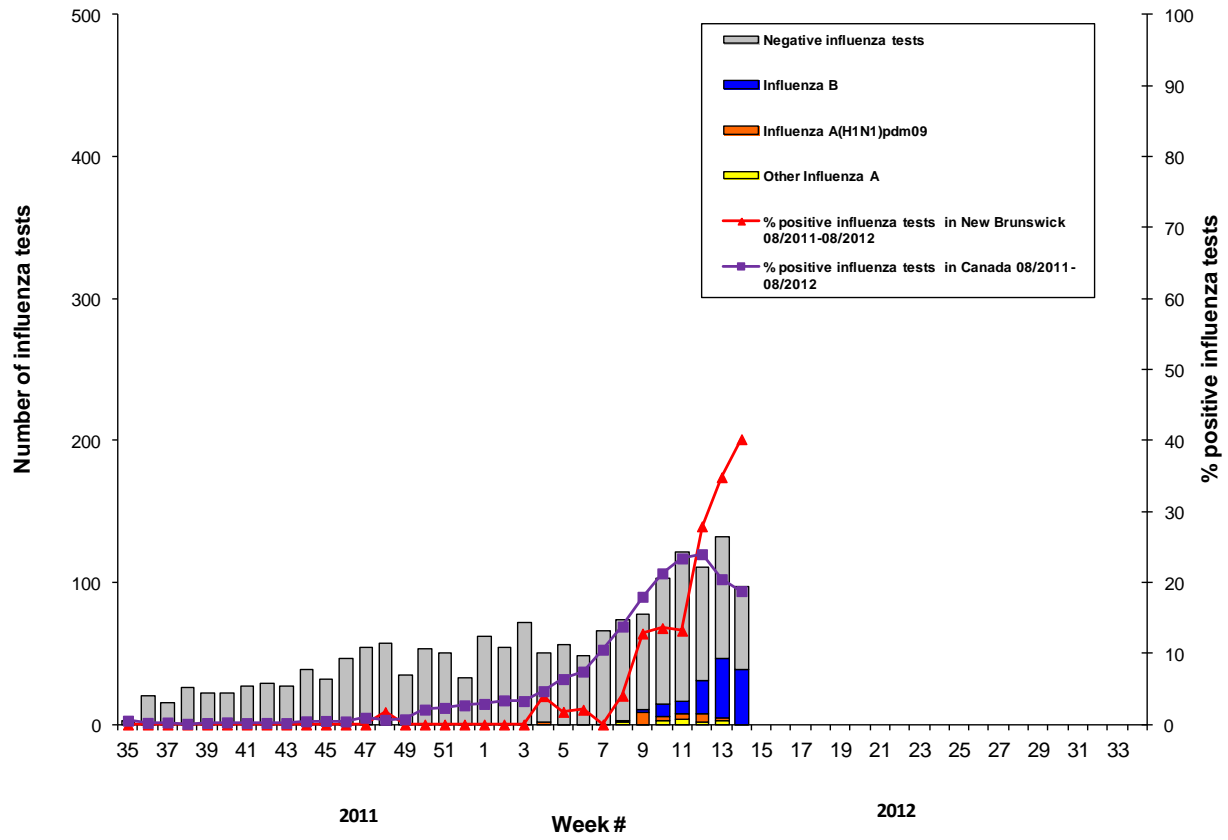


Table 1: Positive influenza test results by Health Region in New Brunswick up to April 7, 2012 (data source: G. Dumont lab results)

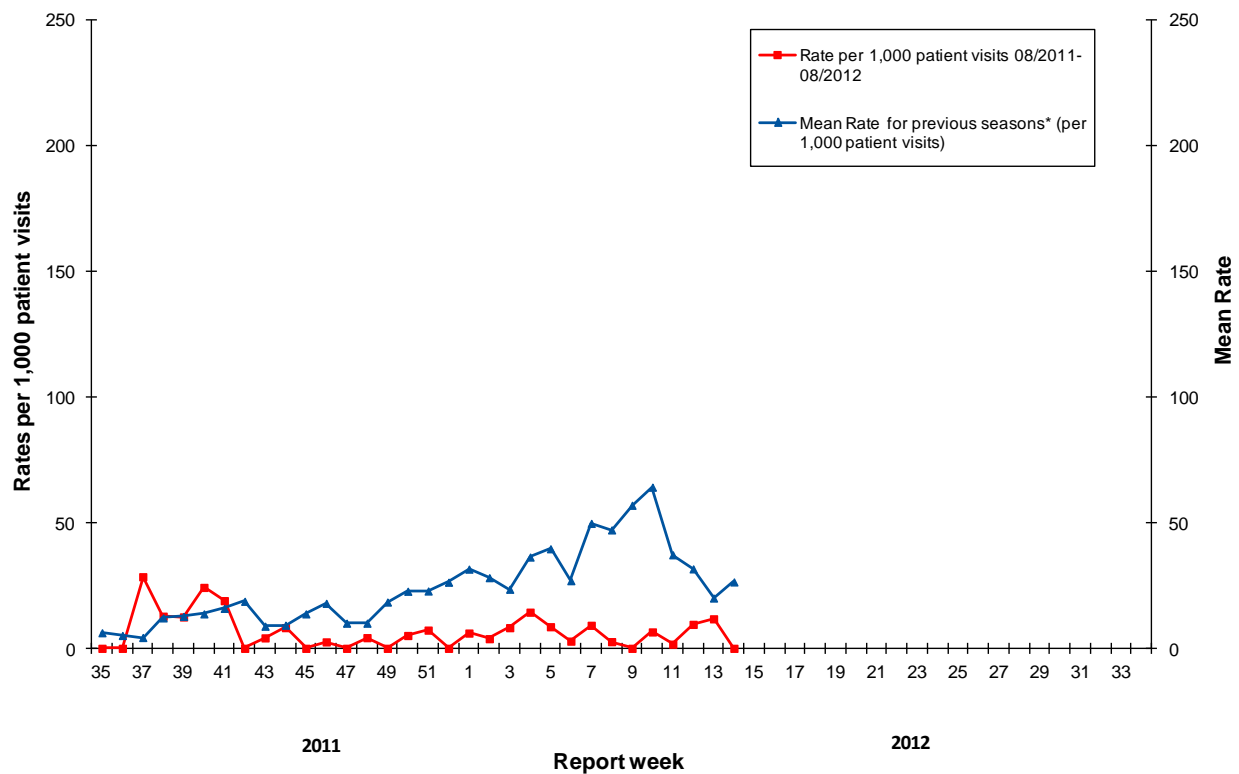
Region	Reporting period: April/01/2012–April /07/2012						Cumulative: (2011/2012 season) Aug./28/2011 –Apr./07/2012					Cumulative: (2010/2011 season) Aug./29/2010 – Aug./27/2011		
	Activity level ²	A				B	A				B	A		B
		A(H1)	A(H3)	(H1N1) pdm09	unsubt yped		A(H1)	A(H3)	(H1N1) pdm09	unsubt yped		Non-pH1N1	pH1N1	
Region 1	Localized	0	0	1	0	32	0	12	14	0	114	433	56	29
Region 2	Sporadic	0	0	0	0	1	0	1	2	0	1	57	2	13
Region 3	Sporadic	0	0	0	0	1	0	1	0	0	1	112	16	19
Region 4	No activity	0	0	0	0	0	0	1	3	0	1	79	58	56
Region 5	No activity	0	0	0	0	0	0	0	1	0	1	26	3	1
Region 6	Localized	0	0	0	0	3	0	0	3	0	5	46	27	5
Region 7	Sporadic	0	0	0	0	1	0	0	1	0	2	32	3	3
Total NB		0	0	1	0	38	0	15	24	0	125	785	165	126

² Influenza activity level definition is available on the PHAC FluWatch website: <http://www.phac-aspc.gc.ca/fluwatch/11-12/def11-12-eng.php>

2) ILI Consultation Rates³

- During week 14, the ILI consultation rate was 0.0 consultations per 1,000 patient visits, and is below the expected levels for this time of year.
- During week 14, the sentinel response rate was 21% for the FluWatch sentinel physicians and 39% for the NB SPIN practitioners. (3 FluWatch and 7 NB SPIN)

Graph 2: ILI Consultation Rates in New Brunswick, by report week, season 2011/12 compared to previous seasons*



* The mean rate was based on data from the 1996/97 to 2010/2011 seasons and excludes the Pandemic season (2009-2010).

³ A total of 32 practitioner sites (14 FluWatch sentinel physicians and 18 NB SPIN sites) are recruited this season to report the number of ILI patients and total patient consultations one day during a reporting week.

3) ILI and Laboratory-Confirmed Outbreak Data

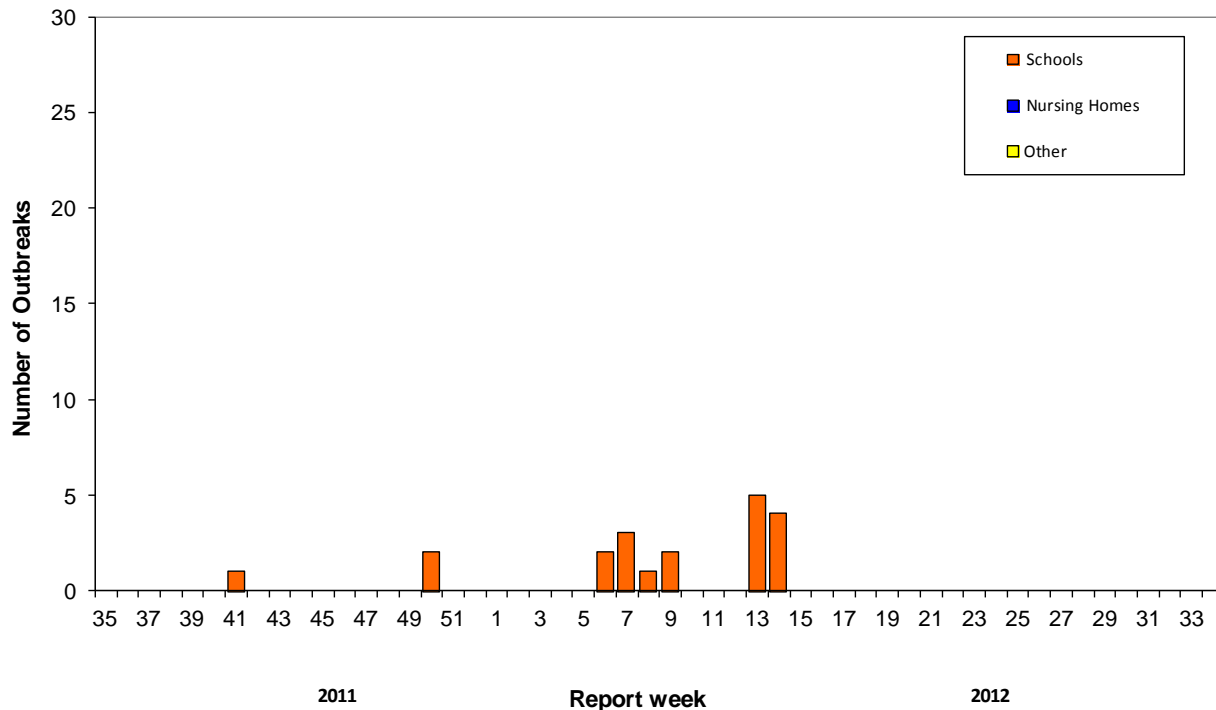
Table 2: ILI activity/outbreaks in New Brunswick nursing homes and schools for the reporting week, current and previous seasons.

	Reporting period: April/01/2012 –April/07/2012			Cumulative # of outbreaks season 2011-2012	Cumulative # of outbreaks season 2010-2011
	Lab-confirmed outbreaks in Nursing Homes*	Schools reporting ILI outbreaks**	Lab-confirmed outbreaks in Other Settings*		
Region 1	0 out of 13	1 out of 74	0	2	17
Region 2	0 out of 15	0 out of 81	0	1	21
Region 3	0 out of 14	0 out of 95	0	8	12
Region 4	0 out of 6	1 out of 22	0	2	12
Region 5	0 out of 2	1 out of 18	0	4	17
Region 6	0 out of 9	1 out of 35	0	2	10
Region 7	0 out of 4	0 out of 27	0	1	22
Total NB	0 out of 63	4 out of 352	0	20	111

*Two or more ILI cases within a seven day period, including at least one laboratory-confirmed case of influenza. Outbreaks are reported in the week when laboratory confirmation is received.

**Schools reporting greater than 10% absenteeism (or absenteeism that is higher (e.g. >5-10%) than expected level as determined by school or Public Health Authority) which is likely due to ILI.

Graph 3: Number of Influenza Outbreaks in Nursing Homes¹ and ILI Outbreaks in Schools² reported to Public Health in New Brunswick, by report week, season 2011/12.



¹ The National FluWatch definition of an outbreak in a nursing home is stated as two or more cases of ILI within a seven -day period, including at least one laboratory confirmed case.

² The National FluWatch definition of an ILI outbreak in a school is stated as absenteeism greater than 10% (or absenteeism that is higher (e.g.>5-10%) than expected level as determined by school or Public Health Authority) which is likely due to ILI.

National Flu Watch Program - Additional information on influenza activity in Canada and around the world is available on the Public Health Agency of Canada’s website at:

www.phac-aspc.gc.ca/fluwatch/index.html

Other Links:

World-

http://www.who.int/influenza/surveillance_monitoring/updates/latest_update_GIP_surveillance/en/index.html

Europe: http://www.euroflu.org/cgi-files/bulletin_v2.cgi and

http://www.ecdc.europa.eu/en/healthtopics/seasonal_influenza/epidemiological_data/Pages/Weekly_Influenza_Surveillance_Overview.aspx

PAHO: http://new.paho.org/hq/index.php?option=com_content&task=blogcategory&id=805&Itemid=569

Australia: <http://www.health.gov.au/internet/main/publishing.nsf/Content/cda-surveil-ozflu-flucurr.htm>

New Zealand: [http://www.surv.esr.cri.nz/virology/influenza_weekly_update.php]

Argentina: http://www.msal.gov.ar/archivos/INFORME%20INFLUENZA%20PANDÉMICA%20_H1N1_%2005-08-2009.pdf

South Africa: <http://www.nicd.ac.za/>

US: www.cdc.gov/flu/weekly/